

GENERAL CATALOGUE

UPS and Critical Power Solutions



POWER
CONVERSION

2024

When **energy** matters



When **energy** matters

 **socomec**
Innovative Power Solutions

Contents

Ensuring the energy performance of electrical installations p. 4
 Your energy, our expertise p. 6
 Experts at your service p. 8

Expert in power conversion p. 10
 Connected services p. 12
 Technology p. 129



Ultimate

Fault-tolerant power without compromise

Modular and redundant solutions strongly designed to anticipate an event and predict a fault in order to ensure maximum availability.

Optional services for maintenance contract

Power module as a spare for MODULYS XL modular UPS system..... p. 38



Modular UPS
MODULYS XS
 p. 16



Modular UPS
MODULYS XL
 p. 34



Superior

Unrivalled power performance

Best-in-class solutions with certified performance, tailored to optimise the usage for a profitable Total Cost of Ownership (TCO).

Optional services for maintenance contract

Power brick as a spare for DELPHYS XL UPS..... p. 60



Single-phase UPS
NETYS RT
 p. 46



Three-phase UPS
DELPHYS GP
 p. 56



Prime

Trustworthy power

UPS and AC/DC solutions providing a reliable and cost effective protection to assure operational power continuity.



Single-phase UPS
NETYS PE
 p. 68



Single-phase UPS
ITYS
 p. 76



Three-phase UPS
MASTERYS BC+
 p. 84



Transformer-based UPS
MASTERYS EM+
 p. 92



Complementary solutions

Innovative back-up storage solutions for UPS systems, Power Distribution Units to distribute electricity to servers and IT equipment, communication and connectivity solutions for system management and data integrity.

Communication and connectivity

Management solutions p. 98
 NET VISION..... p. 100
 UPS connection kit..... p. 101



Manufacturer maintenance and services

Project consultancy

Short-term UPS rental p. 112

Commissioning

Single-phase and three-phase UPS..... p. 113
 MASTERYS UPS from 10 to 40 kVA p. 114
 STATYS Static Transfer System (STS) p. 115



Modular UPS
MODULYS RM GP
p. 20



Modular UPS
MODULYS GP
p. 24



Modular UPS
MODULYS XM
p. 30



STS
STATYS
p. 40



STS
STATYS HC
p. 42



Single-phase UPS
NETYS RT-M
p. 50



Three-phase UPS
MASTERYS GP4 RK
p. 52



Three-phase UPS
MASTERYS GP4
p. 54



Three-phase UPS
DELPHYS XL
p. 58



Transformer-based UPS
MASTERYS IP+
p. 62



STS
STATYS XS
p. 64



Single-phase UPS
NETYS PR Mini Tower
p. 70



Single-phase UPS
NETYS PR Rack/Tower
p. 72



Single-phase UPS
OFYS RT
p. 74



Single-phase UPS
ITYS E
p. 78



Single-phase UPS
ITYS ES
p. 80



Three-phase UPS
MASTERYS BC+ Flex
p. 82



Three-phase UPS
DELPHYS BC
p. 86



Transformer-based UPS
DELPHYS MP Elite+
p. 88



Transformer-based UPS
ITYS EM+
p. 90



Transformer-based UPS
DELPHYS EM
p. 94

Back-up storage
Battery storage systems
p. 102

Back-up storage
Battery cabinets
p. 104

Back-up storage
W-BMS
p. 106

Back-up storage
Li-Ion Battery UPS
p. 108

Maintenance contracts

Single-phase and three-phase UPS p. 116
STATYS Static Transfer System (STS) p. 117

Optional services for maintenance contract

Preventive maintenance visit p. 118
Emergency service 24/7 p. 119
SoLink - Socomec experts 24/7 UPS remote monitoring p. 120
Remote troubleshooting problem solving securely and instantly p. 122
Consumable replacement p. 123
Battery care p. 124
Battery replacement p. 126

Ensuring the energy performance of your installations, wherever it is critical

When **energy** matters





SYD/1514

For more than a centenary, Socomec, a family-owned industrial group, has been designing, manufacturing and selling electrical equipments: inverters, measuring stations, energy storage, switches, automatic source switches...

With a strong expertise in critical power applications, Socomec is an innovative player in energy transition and renewable energy.

Throughout its history, Socomec has constantly anticipated market changes by developing cutting-edge technologies, providing solutions that are adapted to customer requirements and fully in keeping with international standards.

Expert in electrical networks and installations performance, Socomec improve the energy efficiency of electrical installations wherever it is critical: industry, infrastructure, healthcare, data center, energy and C&I buildings.

With 12 production sites, 30 subsidiaries, products and services distributed in 80 countries by more than 100 distributors, Socomec accompanies you for a more secure, flexible and efficient energy.

100 years
OF SHARED ENERGY

1
independent
manufacturer

3,500 m²
of test platforms

One of the leading independent power testing labs in Europe

8%
of turnover invested in R&D

Always at the cutting-edge of technology for innovative, high quality products

110,000
on-site interventions per year

Nearly 400 experts in commissioning, technical audit, consultancy and maintenance

Your energy, our expertise



Power switching

Managing power and protecting people, equipment and installations

Active in the industrial switching market since its foundation in 1922, Socomec is today an undisputed leader in the field of low voltage switchgear, providing expert solutions that ensure:

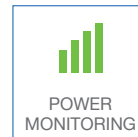
- isolation and on load breaking for the most demanding switching applications,
- continuity of the power supply to electrical facilities via manual remotely operated or automatic transfer switching equipment,
- protection of persons and assets via fusebased and other specialist solutions.

Power monitoring

Improving energy performance and monitoring installations

Socomec solutions - from current sensors to power meters and from IOT to energy management software - are driven by experts in energy performance. They meet the requirements of facility managers and operators of commercial, industrial and critical buildings to enable and facilitate:

- the measurement of energy consumption, the identification of sources of excess consumption and the generation of awareness amongst occupants as to their impact,
- the utilisation of the best available tariffs, utility bill checks and the accurate distribution of energy billing between consumer entities,
- the limitation of reactive energy and avoidance of associated tariff penalties,
- capacity management and the evolution of the electrical installation,
- improvements to power availability by monitoring and detecting insulation faults.





POWER
CONVERSION

Power conversion

Ensuring the availability and storage of high quality power

With its wide range of continuously evolving products, solutions and services, Socomec are recognised experts in the cutting-edge technologies used for ensuring the highest availability of the electrical power supply to critical facilities and buildings, including:

- static uninterruptible power supplies (UPS) for high-quality power free of distortions and interruptions occurring on the primary power supply,
- changeover of static, high availability sources for transferring the supply to an operational back-up source,
- permanent monitoring of the electrical facilities to prevent failures and reduce operating losses,
- energy storage for ensuring the proper energy mix of buildings and for stabilisation of the power grid.

Expert services

Enabling available, safe and efficient energy

Socomec is committed to delivering a wide range of value-added services to ensure the reliability and optimisation of end-users' equipment:

- prevention and service operations to lower the risks and enhance the efficiency of operations, for high-quality power free of distortions and interruptions occurring on the primary power supply,
- measurement and analysis of a wide range of electrical parameters leading to recommendations for improving the site's power quality,
- optimisation of the total cost of ownership and support for a safe transition when migrating from an old to a new generation of equipment,
- consultancy, deployment and training from the project engineering stage through to final procurement,
- performance assessment of the electrical installation throughout the life cycle of the products via analysis of data transmitted by connected devices.

✓
EXPERT
SERVICES





SHUTTERSTOCK

Your partner in expert services

Socomec is committed to delivering a wide range of value-added services to ensure the reliability and optimisation of end-users' equipment during its life cycle

- Prevention and service operations to reduce risk and enhance equipment efficiency.
- Measurement and analysis of a wide range of electrical parameters leading to recommendations for power quality improvement.
- Consultancy, deployment and training from the project engineering stage to the final procurement stage.



Specialists - at your service

Our Services team comprises qualified engineers whose mission is to ensure the correct operation of your equipment. We offer a comprehensive support service package which gives you complete peace of mind: commissioning, on-site testing, preventive maintenance visits, 24-hour call out and rapid on-site repairs, original spare parts, power quality and energy efficiency audits, consultancy, design and implementation of installation modifications and updates.

Our Services team is the most reliable partner when it comes to advising you on the maintenance of Socomec equipment and providing resolution to any problems in accordance with current environmental standards and procedures.



Professional tools

Our Services team is provided with the latest essential equipment including:

- Personal Protective Equipment (protective goggles, helmet, insulated gloves, fireproof jacket, safety shoes, earplugs...),
- laptop embedded with all software required to optimise equipment performance,
- measuring equipment calibrated annually by our metrology department (multimeter, digital scope, current clamps, infra-red camera, power analyser).



Reports

An exhaustive report is generated for each intervention (including commissioning, preventive maintenance and troubleshooting) which is then automatically sent to the customer and synchronised with our systems.



Remote diagnostics

In case of any anomaly, an automatic notification is sent to a local call centre for proactive online troubleshooting.



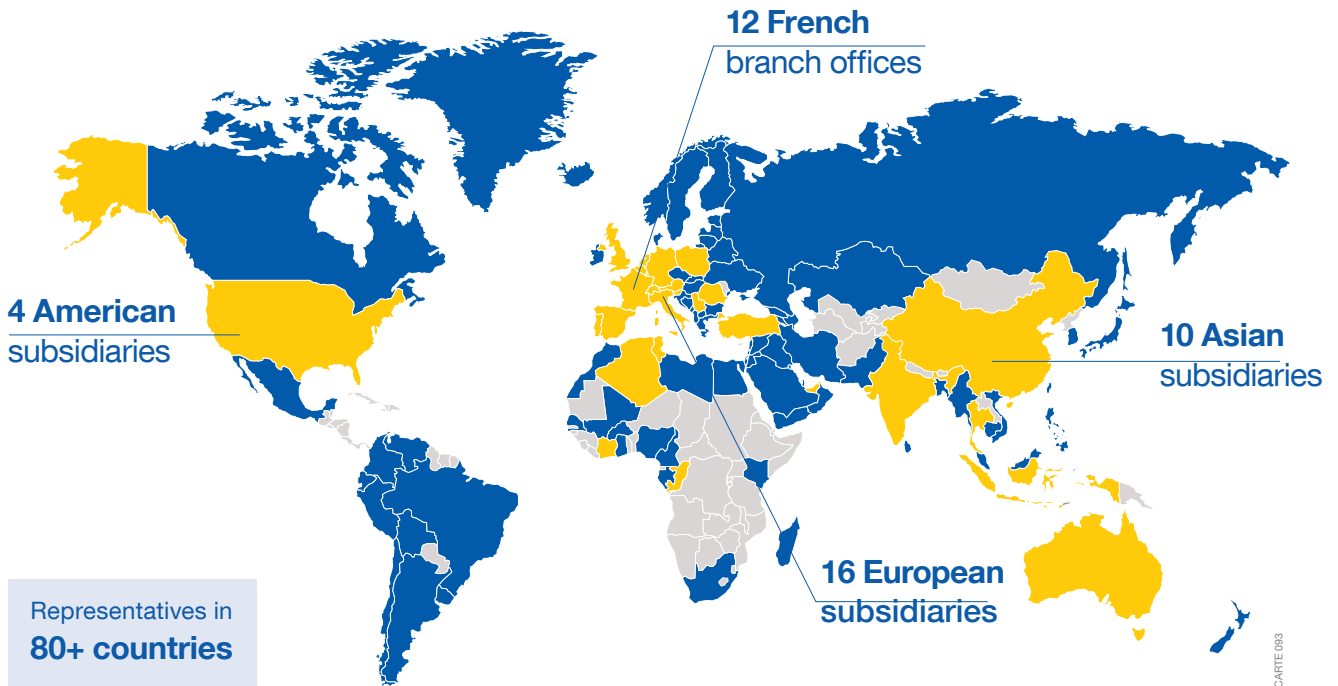
Availability of original spare parts

The various original parts and components that we stock guarantee that any faulty equipment can be rapidly brought back online, whilst maintaining its original performance and reliability.

Key figures

Nearly 400 Socomec experts - supported by 200 engineers and technicians from across our distributor network - can provide the solutions to your specific needs.

- Subsidiaries
- Distributors
- Contact us



On-site service management



110,000

service operations per year
(mainly preventive visits)

98%

Service Level Agreement
compliance rate

Technical hotline network



25+

languages spoken

3

advanced technical support centres

110,000+

incoming calls handled per year

Certified expertise



8,000

hours of technical training
undertaken every year
(product, methodology and safety)

Expert in power conversion

maximising power quality and availability



Socomec at the forefront of innovation

European design and production

Socomec's products are designed and developed by our talented team of in-house engineers with their real depth and wide knowledge in power electronics and digital controls. Our expertise in manufacturing - combined with the use of only the highest quality components in the most efficient production and testing processes - means that when it comes to reliability our products are unrivaled.

Socomec factories join the digital world

Since 2014, Socomec has been investing to bring its manufacturing facilities in line with industry 4.0 standards. Beyond lean manufacturing, the digitalisation of production means that we can ensure the delivery of a competitive offering with continuously improving service levels whilst also supporting the creation of more personalised products.

Factory Acceptance Test (FAT)

The FAT service is available to all customers who want to audit their order before it leaves the factory. With the support of Socomec Platform Engineers and dedicated infrastructure, several live product tests are available, including:

- standard tests to verify product performance,
- custom tests according to your precise requirements.



ELITE UPS: a mark of efficiency

Socomec, as CEMEP UPS manufacturer member, has signed a Code of Conduct put forward by the Joint Research Centre of the European Commission (JRC), to ensure the protection of critical applications and processes ensuring 24/7 continuous high quality supply. The JRC commits to mitigating energy losses and gas emissions caused by UPS equipment, therefore maximising UPS efficiency.

3 levels of UPS protection to keep your business up and running



PRIME

Trustworthy power

Reliable and cost effective UPS to assure operational continuity.



SUPERIOR

Unrivaled power performance

Best in class & certified UPS performance to optimise usage and Total Cost of Ownership (TCO).



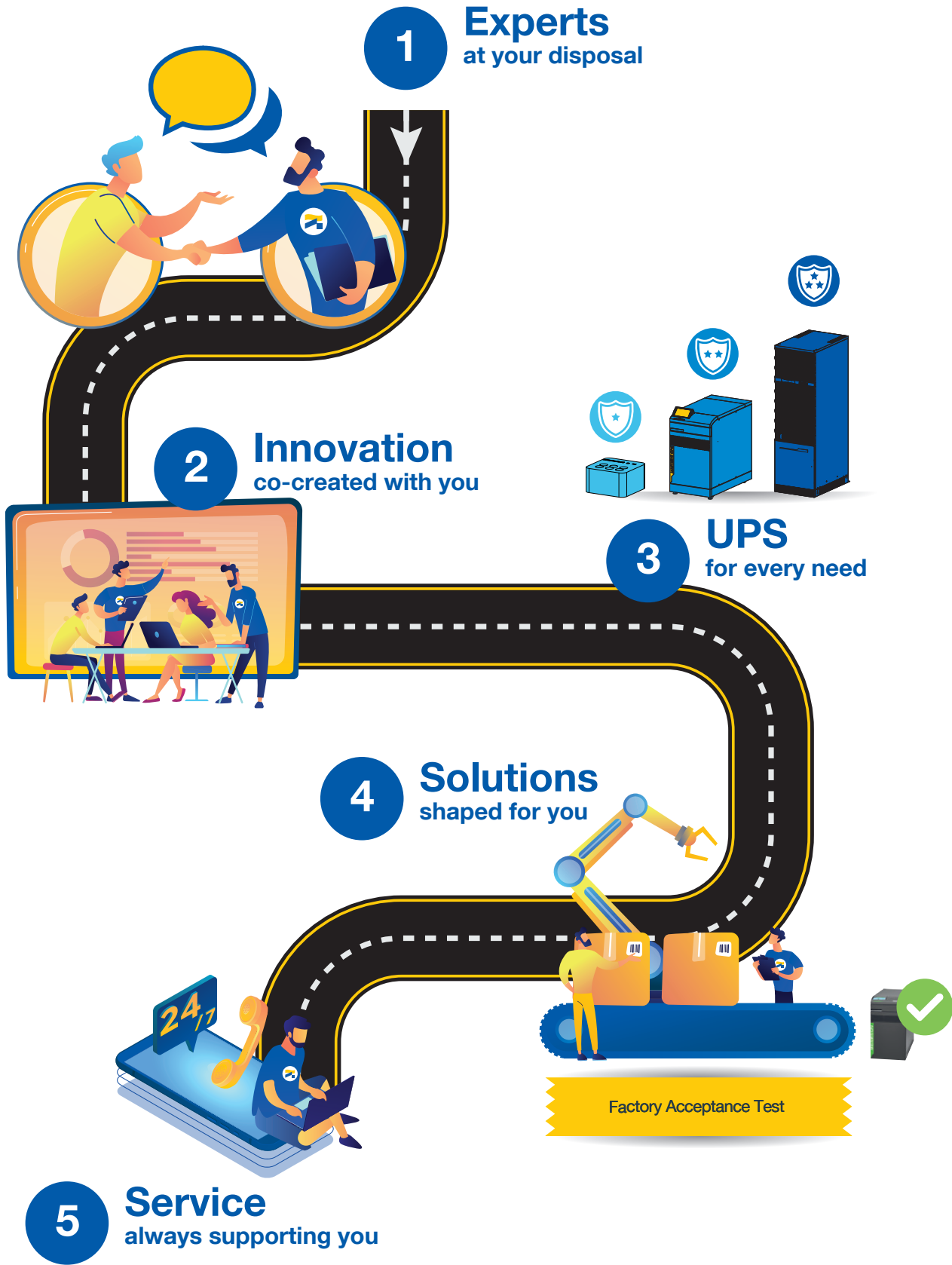
ULTIMATE

Fault tolerant power without compromise

Ultimate UPS with fully redundant architecture for maximum availability, minimum MTTR and risk free maintenance.

Supporting your projects

anytime, anywhere, every time



Connected services

Digital platforms for UPS selection, installation and operation



Selection

UPS selector

Choose the ideal UPS solution for your application - today and tomorrow - from 600 VA to 120 kVA



Design

eRULER



eRULER specifies the key electrical and physical parameters to prepare and size the UPS installation

Installation

eWIRE

eWIRE application provides clear and comprehensive guidance via your mobile phone for an easy and foolproof UPS installation activity



Operation

SoLive UPS

SoLive UPS is a mobile application to monitor the UPS:

- Overview of all installed units
- Real-time alarm and notification
- Dashboard with operating parameters



Maintenance

SoLink

SoLink is the Socomec 24/7 Remote Monitoring Service connecting your UPS to the nearest Socomec Service Centre



“ By combining the SoLive UPS mobile app with SoLink, I can now dramatically reduce my MTTR and maximise my uptime. ”



```
modifier_of
or object to mirror
_mod.mirror object
tion == "MIRROR_X":
or _mod.use_x = True
or _mod.use_y = False
or _mod.use_z = False
eration == "MIRROR_Y":
or _mod.use_x = False
or _mod.use_y = True
or _mod.use_z = False
eration == "MIRROR_Z":
or _mod.use_x = False
or _mod.use_y = False
or _mod.use_z = True

ection at the end -add
b.select= 1
e_ob.select=1
ext.scene.objects.active
selected" + str(modifier
ror_ob.select = 0
py.context.selected_object
ca.objects[one.name].select
rt("please select exactly
OPERATOR CLASSES
types.Operator):
X mirror to the selected
ject.mirror_mirror_x"
or X"
rt):
ve_object is not
```



Ultimate

UPS - Modular solutions



MODULYS XS
2,5 to 20 kVA
p. 16



MODULYS RM GP
25 to 75 kVA/kW
p. 20



MODULYS GP
25 to 200 kVA/kW
p. 24



MODULYS XM
up to 600 + 50 kVA/kW
p. 30



MODULYS XL
200 to 4800 kVA/kW
p. 34

STS - Static Transfer System



STATYS
32 to 1800 A
p. 40



STATYS HC
63 to 100 A
p. 42

Fault-tolerant power without compromise



Modular and redundant solutions strongly designed to anticipate an event and predict a fault in order to ensure maximum availability.

Optional services for maintenance contract

Power module as a spare for MODULYS XL modular UPS system
p. 38

MODULYS XS

The ultimate modularity for the most critical environments
from 2.5 to 20 kVA/kW



GAMME 576 EFS



View our video
to discover more

The solution for

- > Healthcare
- > Industry

Strong points

- > Fully modular system
- > 'Forever Young' concept
- > Totally redundant design
- > Enhanced serviceability performance

Conformity to standards

- > IEC 62040-1, IEC 62040-2
- > CE
- > RCM
- > EAC

Certifications and attestations



MODULYS XS is certified by TÜV SÜD with regard to product safety (EN 62040-1)



Function

Designed with no single point of failure, the MODULYS XS offers high availability and redundant power supply to very critical applications.

With its flexible modularity providing seamless and risk-free power scalability up to 20 kW, the MODULYS XS range is the ideal solution for unscheduled site upgrades or incremental power evolutions. The installed power can be increased up to 20 kW by adding hot-swap plug-in power modules for incremental steps of either 2.5 kW or 5 kW.

Advantages

Fully modular system

- Pluggable and hot-swapped power module with system's self-setting during installation.
- All the modules can be swapped without switching to external manual bypass.
- Hot swappable battery module designed to be installed with power module in the same UPS enclosure.

'Forever Young' concept

- Eliminates end-of-life criticality.
- Module compatibility guaranteed for 20+ years.
- Allows for the implementation of future module technology.

Totally redundant design

- N+1, N+X redundancy level.
- Totally independent power modules to avoid any single point of failure.
- Real selective module disconnection with galvanic separation.
- Distributed parallel control.

Enhanced serviceability performance

- Fast & safe maintenance based on hotswap modules.
- Designed for concurrent maintenance.

Advantages



Ready for Li-Ion battery

SoLive UPS



Download on the App Store

GET IT ON Google Play

General characteristics

- Dual input mains.
- Built-in backfeed protection.
- EPO (Emergency Power Off).
- EBS (Expert Battery System) for battery management.
- Tropicalised (Conformal Coating) boards.

Standard communication features

- User-friendly 7" touch-screen multilingual colour graphic display (MC models).
- LCD multilingual graphic display (RM & TC models).
- 2 slots for communication options.
- USB port to download UPS report and log file.
- Ethernet port for service purpose.

Communication options

- Dry-contact interface (configurable voltage-free contacts).
- MODBUS RTU RS485 or MODBUS TCP.
- BACnet/IP interface.
- NET VISION: professional WEB/SNMP Ethernet interface for secure UPS monitoring and remote automatic shutdown.
- IoT gateway for Socomec cloud services and SOLIVE UPS mobile app.
- Remote touch-screen panel.

Remote monitoring and cloud services

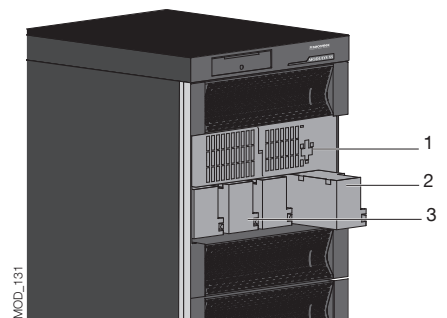
- SoLink: Socomec 24/7 remote monitoring service connecting your installation to the nearest Socomec Service Centre.
- SoLive UPS: mobile app enabling the monitoring of the UPS systems from a smartphone.

Technical data

MODULYS XS ⁽¹⁾					
UPS SYSTEM					
Model	MC		RM		
Power slot	9	6	4	3	
Power (Sn)	up to 20 kVA			up to 15 kVA	
Power (Pn)	up to 20 kW			up to 15 kW	
Power factor	1				
Number of power modules	4			3	
Input/Output	X/1				
Redundant configuration	N+x				
INPUT					
Rated voltage	230 V 1ph+N (±20%), 400 V 3ph+N (±20%)				
Frequency	50/60 Hz ±2% (±0.1% in battery mode)				
Power factor	> 0.99				
OUTPUT					
Voltage	230 V (1ph) ± 3% (can be set 208/220/240 V)				
Frequency	50/60 Hz ±2% (±0.1% in battery mode)				
Overload	110% for 1 minutes, 130% for 10 seconds, 200% for 5 cycles				
BYPASS					
Voltage	rated output voltage ±15%				
Frequency	50/60 Hz ±2% (configurable for GenSet compatibility)				
EFFICIENCY					
Online double conversion mode	up to 92.8%				
ENVIRONMENT					
Ambient temperature	0 to 40 °C (15 to 25 °C for maximum battery life)				
Relative humidity	0 to 95% without condensation				
Maximum altitude	2000 m without derating				
UPS CABINET					
Display	7" touch			3.5"	
Dimensions (mm)	W	550	550	449	449
	D	635	635	570	570
	H	1460	1060	708	575
Weight (kg) (empty cabinet)	120	90	50	44	
Colour	RAL 7016				
Degree of protection	IP20				
STANDARDS					
Safety	IEC 62040-1: 2017 (CB Report)				
EMC	IEC 62040-2: 2005				
Product declaration	CE, RCM (E2376), UKCA, EAC				

(1) Longer back-up time available on demand.

Unit dimensions and weights



1. Plug-in Power Module
2. Plug-in Battery Module
3. Plug-in Battery Pack

	POWER MODULES	
Power (kVA/kW)	2.5	5
Input/Output	1/1	X/1
Dimensions (mm) W x D x H	446x475x131	446x475x131
Weight (kg)	14	18

	BATTERY MODULE
Battery voltage	48 V
Dimensions (mm) W x D x H	446x475x131
Weight (kg)	10

	BATTERY PACK
Type	sealed lead-acid (normal-life & long-life)
Battery voltage	48 V
Weight (kg)	9

MODULYS XS

Single-phase UPS

from 2.5 to 20 kVA/kW

MODULYS XS MC:
for critical IT & non-IT applications




Total resilience

- Electronics-free (failure-free) cabinet.
- Totally independent and self-sufficient power modules.
- No centralised control for parallel and load sharing management.

Maximum availability

- Fast recovery of lost redundancy thanks to minimum MTTR (Mean Time To Repair).
- No risk of downtime during power upgrading and maintenance.
- No risk of failure propagation.

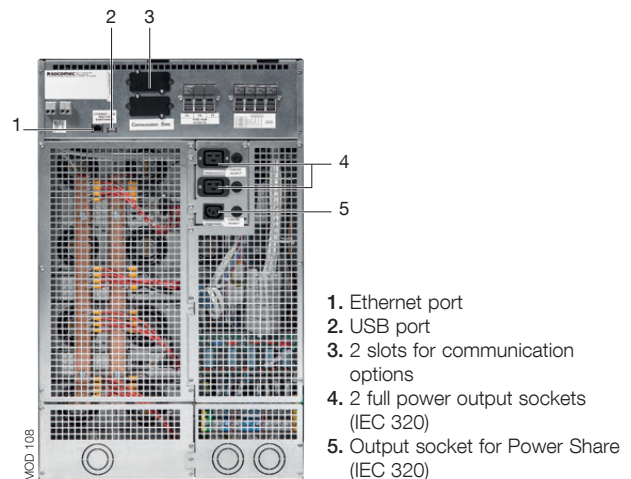
MODULYS XS RM:
for integration in 19" rack cabin



Easy to integrate

- Specifically designed for integration in 19" standard rack cabinets.
- Adjustable rails and mounting accessories.
- Easy to manage, integrate and customise.
- Flexible simplified cabling

Compact sub-rack enclosure

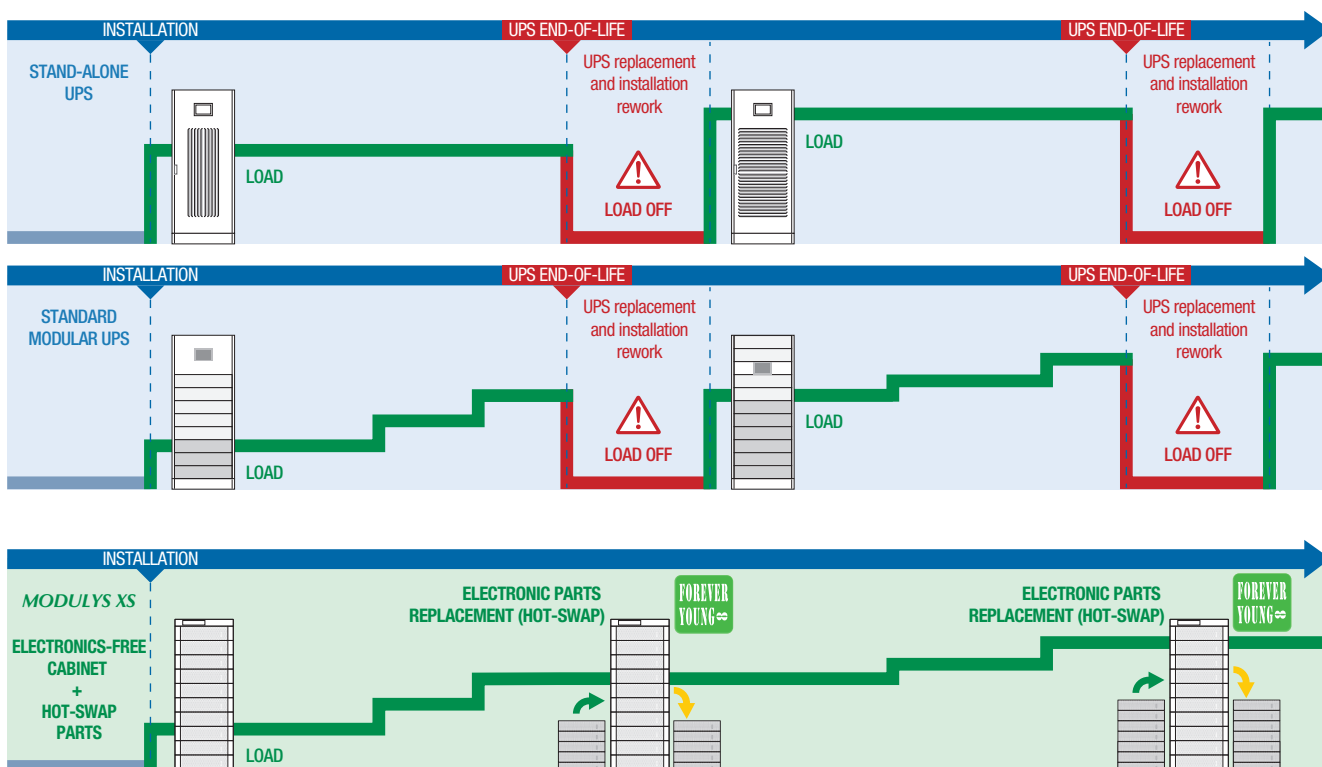


On-demand solution

For long back-up time, MODULYS XS system can be equipped with high capacity battery for your specific requirement. To discover more, please contact your Socomec expert.

MODULYS XS "Forever Young" concept

- It eliminates issues surrounding the criticality of the UPS system's end-of-life.
- It is based on:
 - a modular, electronics-free UPS cabinet - thus failure-free and with no ageing,
 - plug-in components - quick and easy to replace avoiding ageing issues.
- It allows the life-cycle of the MODULYS XS to be extended via periodic hot-swap replacement of power modules and other electronic parts before they start to age and wear out.
- Each renewal:
 - ensures a new start for the MODULYS XS system's life-cycle,
 - avoids all the problems and risks associated with substituting the UPS,
 - provides an always up-to-date system, as the new parts will incorporate the latest technology.



GREEN 262 A GB

MODULYS RM GP

Rack-mounted modular UPS system
from 25 to 75 kVA/kW



GAMME_562_PSD

The solution for

- > Data center

Strong points

- > Full rack integration
- > Overall cost optimisation
- > Totally redundant design
- > Automatic firmware alignment
- > Enhanced serviceability performance
- > 'Forever Young' concept

Conformity to standards

- > EN 62040-1, EN 60950-1, EN 62040-2, EN 62040-3 (VFI-SS-111)
- > CE
- > RCM (E2376)
- > EAC

Certifications and attestations



Green Power 2.0 MODULYS RM GP module is certified by TÜV SÜD with regard to product safety (EN 62040-1).

Green Power 2.0 MODULYS module efficiency & performance are tested and verified by TÜV SÜD.



SERMA TECHNOLOGIES



Green Power 2.0 MODULYS RM GP module MTBF is calculated and verified 1,000,000 hours by SERMA TECHNOLOGIES (IEC 62380).



Function

MODULYS RM GP is a 3-phase modular UPS system designed for 19" rack integration. Easy to integrate and install whilst simple to manage and maintain, it provides maximum availability and power protection in a compact design leaving free space for other rackmounted devices.

Advantages

Full rack integration

- Designed for easy and no-risk integration in 19" rack cabinets.
- Total compatibility with any 19" standard rack cabinet.
- High power density.
- Easy to manage, integrate and customise.
- Flexible simplified cabling.

Overall cost optimisation

- Time saving integration process.
- No risk of cost and budget overruns.
- Compact solution saving valuable space.
- Simplified logistics.
- Easy integration: avoids costly set-up and reworking.

Totally redundant design

- N+1 redundancy level.
- Designed for no single point of failure.
- No centralised parallel control.
- Totally independent power modules.

Automatic firmware alignment

- Without human intervention.
- Completely risk-free.
- Load protected in inverter mode.

Enhanced serviceability performance

- Power module automatic firmware alignment.
- Fast & safe maintenance based on hotswap parts (power modules, bypass, electronic boards, batteries).
- Ready for concurrent maintenance.
- Load fully protected in double conversion mode (VFI) during power module replacement.
- 3-colour LED bar for quick and easy detection of the power module status.
- Battery can be hot-swapped without shutting down the connected equipment.
- Totally front access operation.

'Forever Young' concept

- Exclusive life cycle extension programme.
- Eliminates end-of-life criticality.
- Based on an electronics-free sub-rack enclosure + a set of plug-in parts.
- Module compatibility guaranteed for 20+ years.
- Allows for the implementation of future module technology.
- Company declaration of 20-year compatibility.

Advantages



Highest rack-mounted UPS power density on the market



High efficiency minimises energy consumption and reduces energy costs

Ready for Li-Ion battery. Ultra-fast recharge function

General characteristics

- Dual input mains.
- Internal maintenance bypass.
- Backfeed protection: detection circuit.
- EBS (Expert Battery System) for battery management.
- Battery temperature sensor.

Electrical options

- 19" 4U battery rack.
- External battery cabinet.
- High capacity battery charger.

Standard communication features

- User-friendly 7" touch-screen multilingual colour graphic display.
- 2 slots for communication options.
- USB port to download UPS report and log file.
- Ethernet port for service purpose.
- Commissioning wizard.

Communication options

- Dry-contact interface (configurable voltage-free contacts).
- MODBUS RTU RS485 or MODBUS TCP.
- BACnet/IP interface.
- NET VISION: professional WEB/SNMP Ethernet interface for secure UPS monitoring and remote automatic shutdown.
- REMOTE VIEW PRO supervision software.
- IoT gateway for Socomec cloud services and SoLive UPS mobile app.
- Remote touch-screen panel.

Remote monitoring and cloud services

- SoLink: Socomec 24/7 remote monitoring service connecting your installation to the nearest Socomec Service Centre.
- SoLive UPS: mobile app enabling the monitoring of the UPS systems from a smartphone.

Total resilience

- Electronics-free (failure-free) sub-rack enclosure.
- Totally independent and self-sufficient modules.
- Real module selective disconnection (automatic inverter bypass with galvanic separation).
- No centralised control for parallel and load sharing management.
- Totally segregated, fully sized and centralised auxiliary mains bypass.
- Configurable N+1 redundancy (power & battery).
- No single point of failure.
- Redundant parallel bus connection (ring configuration).

Optimum reliability

- Power module designed for superior robustness verified by an independent body (MTBF > 1,000,000 hr).
- Hybrid bypass architecture with distributed module's bypass and centralised mains bypass for ultimate reliability and robustness.
- Highly robust bypass (MTBF > 10,000,000 hr)
- Acid leak-proof modular battery box.

Maximum availability

- Fast recovery of lost redundancy thanks to minimum MTTR (Mean Time To Repair).
- No risk of downtime during power upgrading and maintenance.
- No risk of failure propagation.

Technical data

Model	MODULYS RM GP	
	9U	15U
Number of power modules	1 to 2 x 25 kW	1 to 4 ⁽¹⁾ x 25 kW
Configuration	N, N+1 redundant	
Power	25 to 50 kVA/kW	25 to 75 kVA/kW
Input/output	3/3	
INPUT		
Voltage	400 V 3ph+N (340 V to 480 V)	
Frequency	50/60 Hz ±10%	
Power factor/THDI	> 0.99/< 1.5%	
OUTPUT		
Voltage	380/400/415 V ±1% 3ph+N	
Frequency	50/60 Hz ±0.1%	
Voltage distortion	< 1% (linear load), < 3% (non-linear load according to IEC 62040-3)	
Overload	125% for 10 minutes, 150% for 1 minute	
HOT-SWAP BYPASS		
Voltage	Rated output voltage ±15% (configurable from 10% to 20%)	
Frequency	50/60 Hz ±2% (configurable for GenSet compatibility)	
Weight	7 kg	7.5 kg
EFFICIENCY (TÜV SÜD VERIFIED)		
Online double conversion mode	up to 96.5%	
ENVIRONMENT		
Ambient temperature	0 °C to 40 °C (15 to 25 °C for maximum battery life)	
Relative humidity	0 to 95% without condensation	
Maximum altitude	1000 m without derating (3000 m max)	
Acoustic level at 1 m	< 53 dBA	
UPS RACK		
Dimensions W x D x H	442 mm x 920 mm x 9 U	442 mm x 920 mm x 15 U
Weight (empty cabinet)	36 kg	42 kg
Degree of protection	IP20	
HOT-SWAP POWER MODULE		
Height	3U	
Weight	34 kg	
Type	Hot plug-in/Hot-swappable	
MTBF	> 1000000 hours (calculated and verified)	
HOT-SWAP BATTERY RACK		
Type	Acid leak-proof - Long Life batteries	
Protection	Independent protection for each battery string	
Dimensions W x D x H	442 mm x 890 mm x 4 U	
Weight (empty rack)	15 kg	
STANDARDS		
Safety	EN 62040-1, EN 60950-1	
EMC	EN 62040-2 Class C2	
Performance	EN 62040-3 (VFI-SS-111)	
Product declaration	CE, RCM (E2376), EAC, UKCA	

(1) 4th module is for redundancy.

Expert services

We offer services to ensure your UPS highest availability:

- > Commissioning
- > On-site intervention
- > Preventive maintenance visits
- > 24-hour call out and rapid on-site repairs
- > Maintenance packages
- > Training
- > Remote monitoring service



www.socomec.com/services

MODULYS RM GP

Three-phase UPS

from 25 to 75 kVA/kW

The benefit of a system designed for 19" rack integration

Easy to integrate

- Specifically designed for integration in 19" standard rack cabinets.
- Adjustable rails and mounting accessories.
- High power density (>6 kW/U).
- Low weight for easy integration.
- Pre-cabled system for simplified connections.
- Flexible cabling management for top, bottom and mixed top/bottom entry cable.
- Integrated cables organiser for tidy connections.
- Low power dissipation (<40 W per supplied kW).

No-risk integration

- Assured compatibility with any 19" standard rack cabinet.
- Pre-engineered and lab-tested parts assuring total system reliability.
- Automatic self-configuration power modules.
- No risk of design oversize due to project data uncertainty thanks to power module scalability.

Easy to customise

- Complete set of pre-engineered and pre-tested parts to meet any customer need:
 - modular Power Modules,
 - special power modules with extra battery charger for extremely long BUT,
 - plug-in J-BUS communication board for BMS integration,
 - plug-in SNMP board for UPS monitoring and shutdown management,
 - plug-in programmable dry-contact board,
 - environmental sensors,
 - blank panels (covers for empty slots),
 - rack-mounted battery modules,
 - external battery cabinet,
 - isolation transformer,
 - bypass redundant cooling.

Easy to manage

- Full documentation package including schematics, integration instructions, technical sheets, etc.
- Factory-set configurations for easy model selection.
- Full set of pre-engineered options for easy product customisation.

Pre-cabled system for simplified connections

- > Designed for complete integration in any 19" standard rack cabinet.



Example of integration (3x25 kW). Only 15 U of rack space occupied: space-saving design leaving free space for other rack-mounted devices. One empty slot in the MODULYS RM GP sub-rack remains available for power upgrade or redundancy.



Rear view (before adding rear protective cover). Flexible cabling management for easy connections and tidier cabling.

Overall cost optimisation

- Compact sub-rack enclosure saving valuable cabinet rack space.
- 2 sub-rack enclosure models for optimum sizing.
- Best-in-class €/kW ratio thanks to high power density and PF=1.
- Cost-optimised solution for minimum initial investment.
- Plug & Play and self-configuration power modules for easy and time saving system set up.
- Pre-engineered and lab-tested parts for easy and time saving customisation.
- Repeatable and standardised architecture for time saving design and know-how capitalisation.

Simplified logistics

- Fewer standardised parts for easy ordering.
- Parts always in stock for fast procurement.
- Fewer parts covering a wide range of configurations, power, back-up time and options.
- Once integrated in the 19" rack cabinet, MODULYS RM GP can be safely shipped with the power modules plugged in.

Compact 15U sub-rack enclosure

- Designed for complete integration in any 19" standard rack cabinet.



Pre-cabled rack with maintenance bypass

- M4-R-075-82B0 15U rack, 4 slots
- M4-R-050-82B0 9U rack, 2 slots

Plug-in boards

- CP-OP-ADC+SL Programmable IN/OUT dry contact + serial link
- CP-OP-MODTCP MODBUS TCP interface
- NET-VISION6CARD NET VISION card, WEB/SNMP interface IPV4/IPV6

Other options

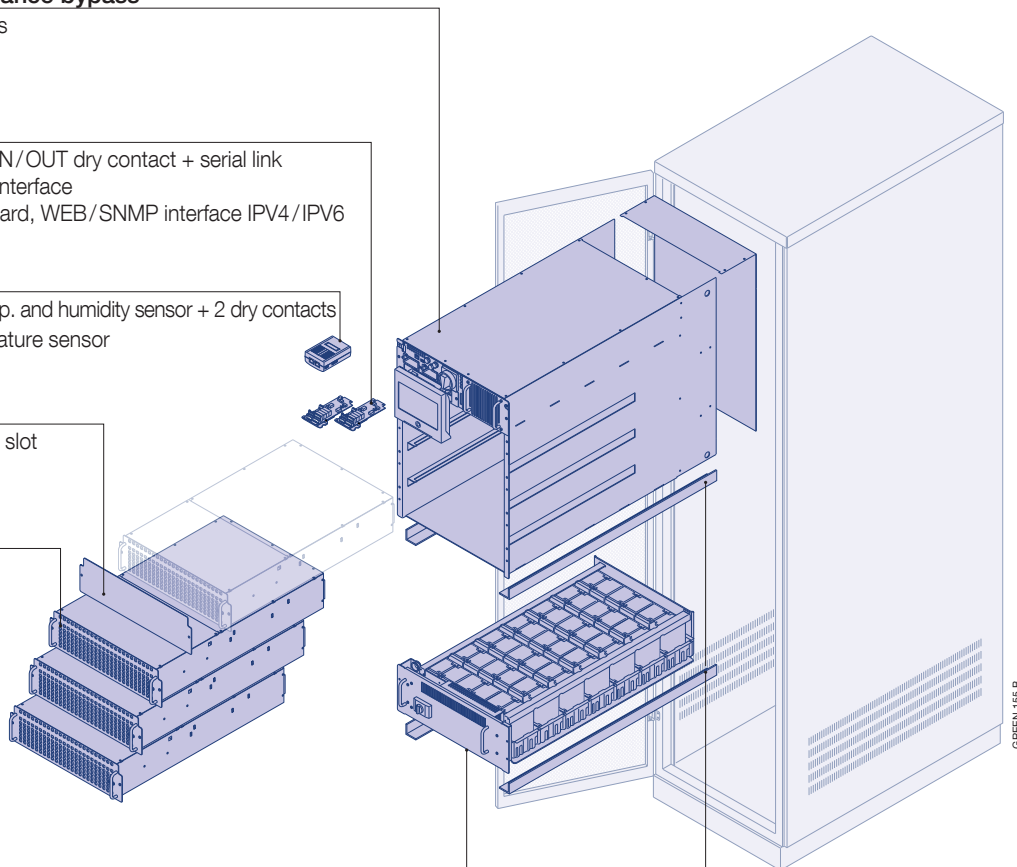
- NET-VISION-EMD Environment temp. and humidity sensor + 2 dry contacts
- MAS-OP-TEMP External temperature sensor

Blank panel

- M4-RI-OP-SSC Cover for empty slot

Power module - 25 kW

- M4-RI-25



4U battery rack

- M4-BR-009L With 42 x 9Ah batteries, fuse and switch
- M4-BR-009L-B Empty, for 42 x 9Ah batteries including interconnections, fuses and switch

Mounting accessories

- M4-RI-OP-RAIL Adjustable rails for rack mounting support

MODULYS GP

Unique, fully modular and redundant solution from 25 to 200 kVA/kW



View our video to discover more

GREEN_2033

Function

With its flexible modularity providing seamless and risk-free power scalability up to 200 kW, the MODULYS GP range is the ideal solution for unscheduled site upgrades or incremental power evolutions. The installed power can be increased up to 200 kW by adding hot-swap plug-in power modules for incremental steps of 25 kW.

Designed with no single point of failure, the MODULYS GP offers all the advantages of the Green Power 2.0 technology.

Advantages

Fully modular system

- Plug-in power module.
- Plug-in battery module.
- Plug-in auxiliary mains bypass module.
- Top or bottom connection.
- Top-air exhaust module.

Totally redundant design

- N+1, N+x redundancy level.
- Designed for no single point of failure.
- No centralised parallel control.
- Totally independent power modules.
- Redundant parallel bus connection (ring configuration).

Automatic firmware alignment

- Without human intervention.
- Completely risk-free.
- Load protected in inverter mode.

Enhanced serviceability performance

- Power module automatic firmware alignment.
- Fast & safe maintenance based on hotswap parts (power modules, auxiliary mains bypass, electronic boards).
- Battery can be hot-swapped without shutting down the connected equipment.
- Ready for concurrent maintenance.

'Forever Young' concept

- Exclusive life cycle extension programme.
- Eliminates end-of-life criticality.
- Based on an electronics-free cabinet + a set of plug-in parts.
- Module compatibility guaranteed for 20+ years.
- Allows for the implementation of future module technology.
- Company declaration of 20-year compatibility.

The solution for

- > Healthcare
- > Industry

Strong points

- > Fully modular system
- > Totally redundant design
- > Automatic firmware alignment
- > Enhanced serviceability performance
- > 'Forever Young' concept

Conformity to standards

- > IEC/EN 62040-1, IEC/EN 62040-2, IEC/EN 62040-3, IEC 60068-2-57, IEC/EN 62040-4
- > AS 62040.1.1, AS 62040.1.2, AS 62040.2, AS 62040.3
- > CE
- > RCM (E2376)
- > EAC

Certifications and attestations



Green Power 2.0 MODULYS GP is certified by TÜV SÜD with regard to product safety (EN 62040-1). Green Power 2.0 MODULYS GP efficiency & performance are tested and verified by TÜV SÜD



SERMA TECHNOLOGIES

Green Power 2.0 MODULYS GP power module MTBF is calculated and verified higher than 1,000,000 hours by SERMA TECHNOLOGIES (IEC 62380)



MODULYS GP has been tested by CESI in compliance with the standard test procedure for the seismic qualification of electrical cabinets. MODULYS GP has successfully passed severe tests to verify its resistance to withstand Zone 4 seismic events.

Advantages



Ready for Li-Ion battery

General characteristics

- Dual input mains.
- Internal maintenance auxiliary mains bypass.
- Backfeed protection: detection circuit.
- EBS (Expert Battery System) for battery management.
- Battery temperature sensor.
- Energy saver mode.

Electrical options

- External battery cabinet.
- High capacity battery charger.
- ACS synchronisation system.
- Internal backfeed isolation device.

Standard communication features

- User-friendly 7" touch-screen multilingual colour graphic display.
- 2 slots for communication options.
- USB port to download UPS report and log file.
- Ethernet port for service purpose.
- Commissioning wizard.

Communication options

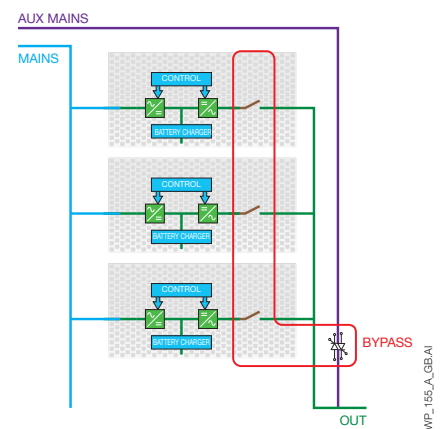
- Dry-contact interface. (configurable voltage-free contacts).
- MODBUS RTU RS485 or MODBUS.
- BACnet/IP interface.
- NET VISION: professional WEB/SNMP
- Ethernet interface for secure UPS monitoring and remote automatic shutdown.
- REMOTE VIEW PRO supervision software.
- IoT gateway for Socomec cloud services and SOLIVE UPS mobile app.
- Remote touch-screen panel.

Remote monitoring and cloud services

- SoLink: Socomec 24/7 remote monitoring service connecting your installation to the nearest Socomec Service Centre.
- SoLive UPS: mobile app enabling the monitoring of the UPS systems from a smartphone.

Hybrid bypass architecture

- Distributed Inverter bypasses in parallel to segregated centralized Aux Mains bypass creating a redundant solution.



Technical data

MODULYS GP	
UPS SYSTEM	
Power	25 to 200 kVA/kW
Number of power modules	1 to 8
Input / output	3/3
Redundant configuration	N+x
INPUT	
Voltage	400 V 3ph+N (340 V to 480 V)
Frequency	50/60 Hz ±10 %
Power factor / THDI	> 0,99 / < 1,5 %
OUTPUT	
Power factor	1 (according to IEC/EN 62040-3)
Voltage	380/400/415 V ± 1 % 3 ph+N
Frequency	50/60 Hz ±0,1 %
Voltage distortion	< 1% (linear load), < 3% (non-linear load according to IEC 62040-3)
Overload	125% for 10 minutes, 150% for 1 minute
BYPASS	
Voltage	rated output voltage ±15% (configurable with from 10% to 20%)
Frequency	50/60 Hz ± 2 % (configurable for GenSet compatibility)
EFFICIENCY (TÜV SÜD VERIFIED)	
Online double conversion mode	up to 96,5 %
ENVIRONMENT	
Ambient temperature	0 °C to 40 °C (15 to 25 °C for maximum battery life)
Relative humidity	0 to 95% without condensation
Maximum altitude	1000 m without derating (3000 m max)
Acoustic level at 1 m	< 55 dBA
SYSTEM CABINET	
Width	600 mm
Depth	890 mm
Height	1990 mm
Weight (empty cabinet)	210 kg
Degree of protection	IP20
STANDARDS	
Safety	IEC/EN 62040-1, AS 62040.1.1, AS 62040.1.2
EMC	IEC/EN 62040-2 Class C2, AS 62040.2
Performance	VFI-SS-111 - IEC/EN 62040-3, AS 62040.3
Seismic compliance	Uniform Building Code UBC:1997, CEI 60068-2-57:2013
Environmental	IEC/EN 62040-4
Product declaration	CE, RCM (E2376), EAC, UKCA
POWER MODULE	
Height	3U
Weight	34 kg
Type	Hot plug-in / Hot-swappable
MTBF	> 1 000 000 hours (calculated and verified)

Best practice award



Frost & Sullivan has awarded SOCOMECS with its prize for Innovation & Excellence in Developing Scalable, Best-in-Class Products and Solutions.

SOCOMECS's vast expertise and technological know-how in modular UPS solutions have enabled it to develop a new modular, three-phase UPS that employs the latest cutting-edge technology combined in a unique design and architecture.

Expert services

We offer services to ensure your UPS highest availability:

- > Commissioning
- > On-site intervention
- > Preventive maintenance visits
- > 24-hour call out and rapid on-site repairs
- > Maintenance packages
- > Training
- > Remote monitoring service



www.socomec.com/services

MODULYS GP

Three-phase UPS
from 25 to 200 kVA/kW

The benefit of a fully modular system

Easy to manage

- Totally modular system for power scaling or for quickly adapting to business changes.
- Standardised system and modules covering a wide range of power and back-up times.
- Repeatable and standardised scalable architecture for time-saving design for different configuration & architecture requirements.

Pay as you need

- No prior expenditure for unpredictable future extensions in power and back-up time.
- Space saving thanks to reduced footprint and front access.
- Eliminates installation rework costs when new capacity is required from IT physical infrastructure.
- No risk of design oversizing due to project data uncertainty.

Everything front-access

- Connections, switches, manual bypass, auxiliary mains static bypass, power modules and all the electric parts have front-access.
- Total footprint is not increased as rear extra clearance for maintenance is not needed.
- Easy, quick, comfortable, safe and risk-free installation and maintenance.
- More reliable system.

The benefit of a totally redundant design

Total resilience

- Electronics-free (failure-free) cabinet.
- Totally independent and self-sufficient modules.
- Real module selective disconnection (automatic inverter bypass with galvanic separation).
- No centralised control for parallel and load sharing management.
- Totally segregated, fully sized and centralised auxiliary mains bypass.
- Configurable N+1 to N+x redundancy (power & battery).
- No single point of failure.
- Redundant parallel bus connection (ring configuration).

Optimum reliability

- Power module designed for superior robustness proved by an independent body (MTBF > 1,000,000 hr).
- Hybrid bypass architecture with distributed module's bypass and centralised mains bypass for ultimate reliability and robustness.
- Highly robust auxiliary mains bypass (MTBF > 10,000,000 hr).
- Acid leak-proof modular battery box.

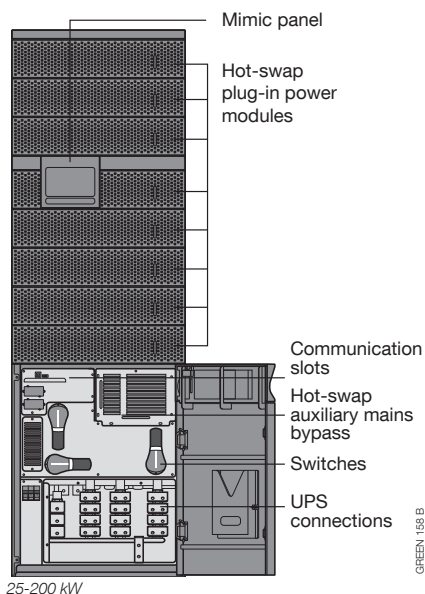
Maximum availability

- Fast recovery of lost redundancy thanks to minimum MTTR (Mean Time To Repair).
- No risk of downtime during power upgrading and maintenance.
- No risk of failure propagation.

Cost-effective redundancy

- No need to duplicate the system hardware to get redundancy.
- Redundancy achievable simply by adding one more power and battery module.
- Redundancy can be easily combined with power scalability.
- Upgrading and/or power module replacement can be done by simple plug-in without any commands to the system.

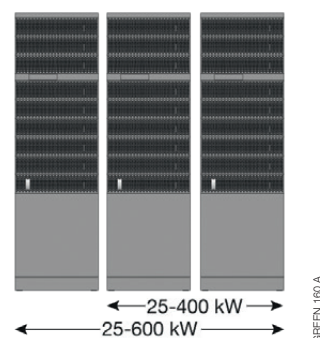
A flexible modular UPS system



Combinable parallel system

Our combinable parallel system enables the creation of a solution that's ideal for:

- the refurbishment of existing installations with distributed protection architecture
- 1+1 redundancy system configuration
- coupling cabinets with specific configuration requirements.

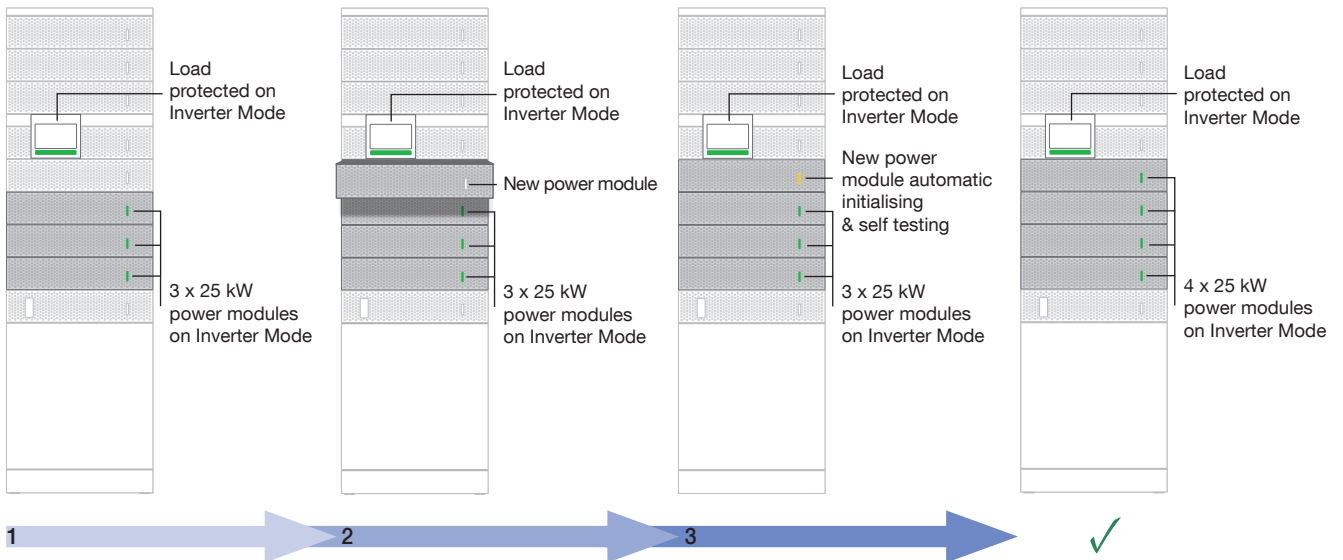


Seamless and risk-free scalability & upgrading

- MODULYS GP protects critical loads in all conditions, including power upgrading and maintenance procedures.
- No risk of human error and downtime.

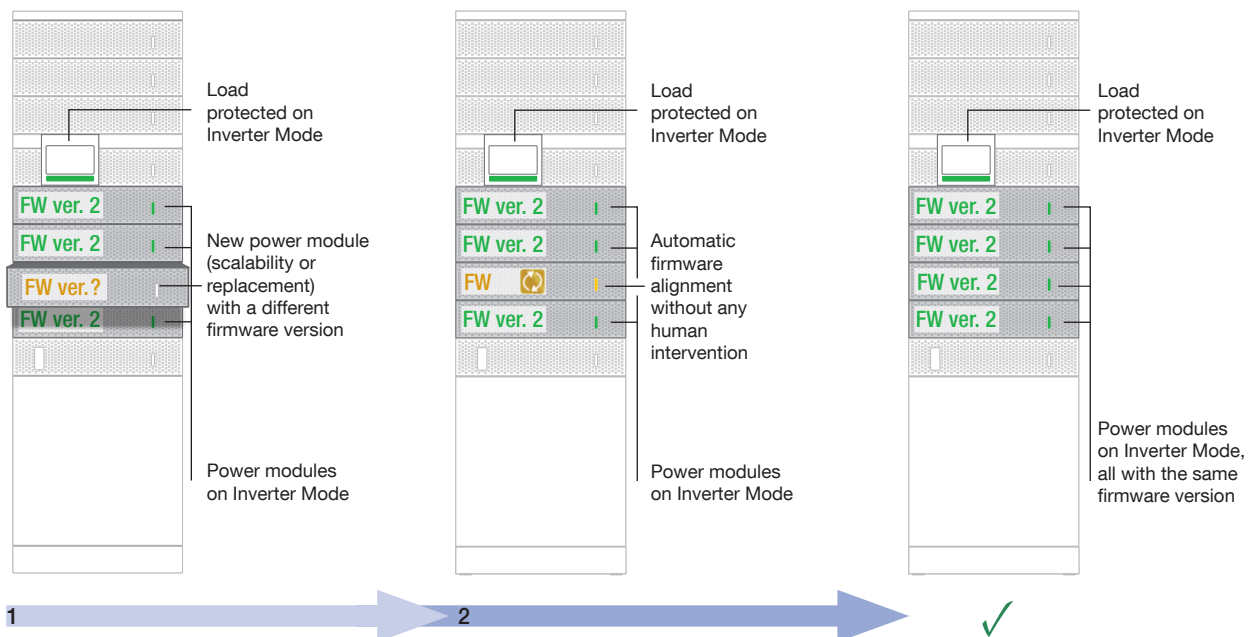
On-line power scalability

- MODULYS GP allows you to increase power scalability and redundancy while keeping the load protected on inverter mode simply by plugging-in a new power module and waiting for its automatic self-configuration, without any human intervention.



Power module automatic firmware alignment

- Even the power module firmware alignment is totally risk free.
- When a new power module is plugged in, the system checks what firmware version is embedded and if it is different automatically aligns it to one of the other modules. The load is protected at all times while running on inverter mode.



On-line global firmware update

- It is also possible to upgrade the global firmware without switching to bypass to keep the load protected on Inverter mode.
- Automatic procedure for a risk-free firmware upgrade.

MODULYS GP

Three-phase UPS

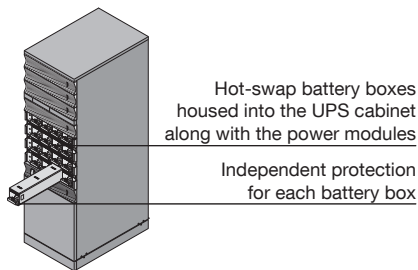
from 25 to 200 kVA/kW

Flexible and modular back-up times

MODULYS GP offers modular solutions to meet all your requirements for back-up times (whether a few minutes or several hours) without compromising flexibility and scalability.

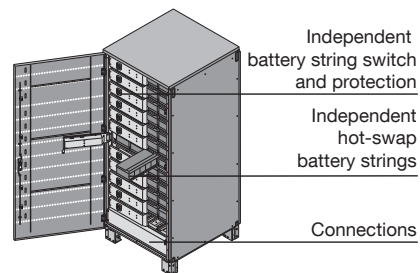
Internal hot swap battery

- Designed for short back-up time.
- Long-Life batteries available as standard.
- Compact solution with a small footprint.



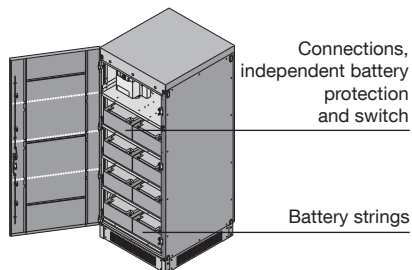
Modular hot-swap battery cabinets

- Designed for medium and long back-up times.
- Long-Life batteries available as standard.
- Vertical and horizontal modularity ensuring flexible back-up times.



Modular battery cabinet

- Designed for long back-up times.
- Long-Life batteries available as standard.
- Horizontal modularity ensuring flexible back-up times.

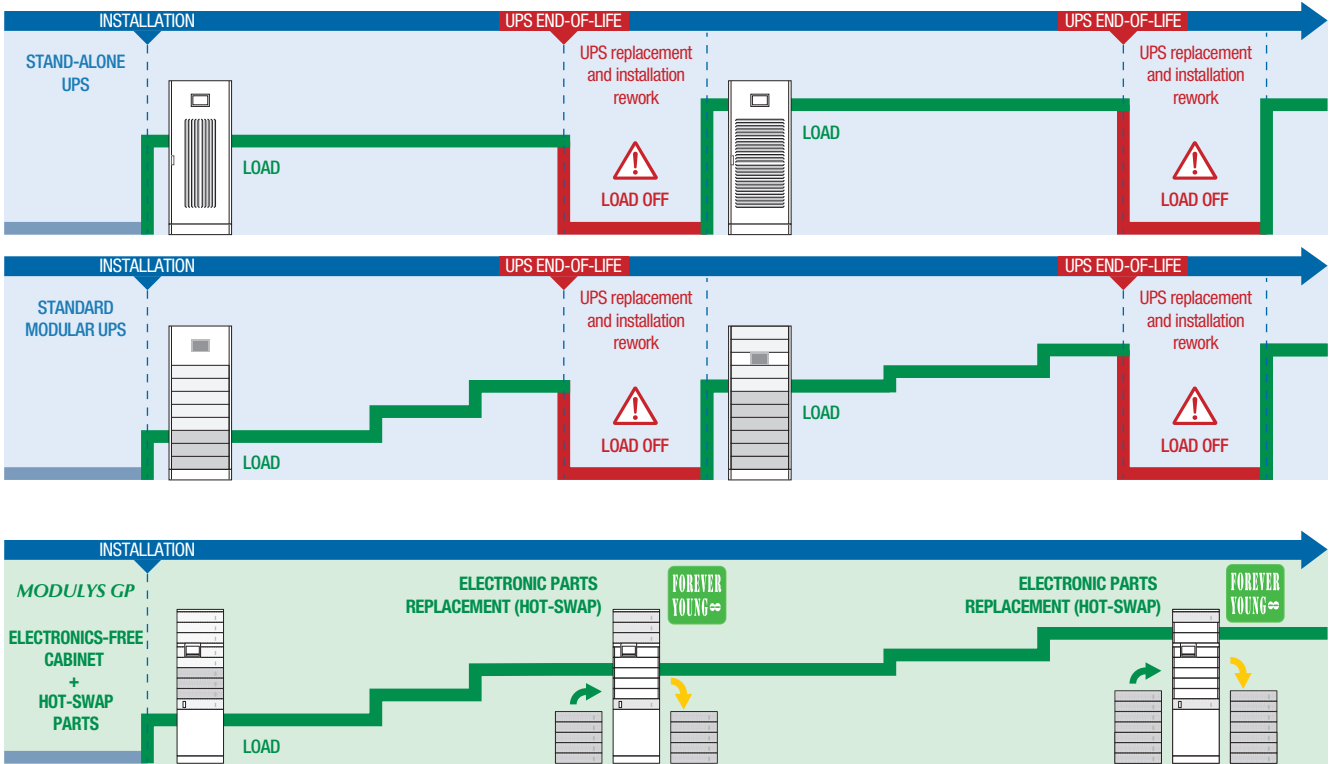


MODULYS GP "Forever Young" concept

- MODULYS GP excels not only in efficiency, flexibility, capacity management and sustainability - five aspects that are crucial for optimum performance.
- It employs an exclusive concept called 'Forever Young' which allows the life-cycle extension of MODULYS GP and eliminates the criticality of system end-of-life.
- It also keeps the system open for the implementation of future technology improvements without modifying the infrastructure.

The 'Forever Young' concept:

- Is based on electronics-free (failure-free) cabinets where the components that are subject to ageing are all plug-in and therefore quick and easy to replace.
- Allows life-cycle extension via periodic replacement of power modules before they start ageing.
- Provides an always up-to-date system that uses the latest technology.
- Assures power modules and spare part compatibility and availability for more than 20 years.



MODULYS XM

Ultra-reliable and flexible UPS – built to last
up to 600 + 50 kVA/kW



GAMME_B92.PSD

Function

As flexible as it is reliable, the MODULYS XM – a medium power modular UPS - can be configured to order. This smart and modular system has been designed with longevity in mind. With a proven design life of more than 20 years, it's built to last.

Advantages

Proven ultimate reliability

- Power modules with more than 1,000,000h MTBF – 3rd party certified.
- Power modules with embedded upstream and downstream galvanic separation and fast fuses.
- Smart selective disconnection of electronic parts: any potential fault is isolated inside the affected power module, without affecting the remaining modules.
- Totally independent power modules with distributed parallel control (no single point of failure, centralised control).
- Redundant parallel bus connection (ring configuration).

Minimum MTTR

- Fast and safe maintenance based on parts that can be all hot-swapped (like power modules, auxiliary mains bypass, electronic boards).
- Full frontal access to all components and subassemblies.
- Add or remove power modules in just only 2 minutes.
- Automatic power module self-configuration and testing.
- Automatic firmware alignment - whatever the version - without any human intervention.

High flexibility

- Easy to customise: complete set of preengineered and pre-tested parts to meet any customer need.
- Flexible Bypass short-circuit current withstanding that can be increased with the addition of extra plug-in «Bypass Module».
- Flexible options for top, bottom and mixed top / bottom cabling.
- Flexibility to work on any grounding system: TN-S, TN-C, IT.
- Flexibility in terms of energy storage technologies (VRLA, Li-Ion, Ni-Cd, ...).

Environmentally friendly

- Reduced ageing: 20 year designed life – that's proven.
- Life cycle extension: "Forever Young" concept: modules and all subassemblies are plug-in, with compatibility guaranteed for 20+ years.
- Eco-design concept: designed with the environment in mind, the system's components are easy to recycle.
- Remote diagnostics and troubleshooting for zero transport-related carbon emissions.

The solution for

- > Data centre
- > Healthcare
- > Energy
- > Infrastructure & Transport
- > Building

Strong points

- > Proven ultimate reliability
- > Minimum MTTR
- > High flexibility
- > Environmentally friendly

Conformity to standards

- > EN/IEC 62040-1
- > AS 62040-1 EN/IEC 62040-2
- > AS 62040-2 IECCE CB Scheme EN/IEC 62040-3
- > AS 62040-3

Certifications and attestations



MODULYS XM is certified by TÜV SÜD with regard to product safety (EN 62040-1)



Advantages

1 000 000
HOURS
MTBF

FLEXIBILITY

HOT-SWAP



Ready for
Li-Ion battery

automatic
firmware
alignment

20+
YEARS

Experts services

- > Unlock the power of digital services



General characteristics

- Dual input mains.
- Internal maintenance auxiliary mains bypass.
- Backfeed protection: detection circuit.
- EBS (Expert Battery System) for battery management.
- Auto battery test.
- Battery temperature sensor.
- Energy saver mode.

Electrical options

- High capacity battery charger.
- ACS synchronisation system.
- Internal backfeed isolation device.
- N+1 Bypass.
- Cold start.
- PEN kit for TN-C grounding system.

Standard communication features

- User-friendly 7" touch-screen multilingual colour graphic display.
- Power Slot tricolour led indicating the Power Module status.
- 3 slots for communication options.
- USB port to download the UPS reports and log files.
- Ethernet port for service purposes.

Communication options

- Dry-contact interface (configurable, voltage-free contacts).
- MODBUS RTU RS485 or MODBUS TCP.
- BACnet/IP interface.
- NET VISION: professional WEB/SNMP Ethernet interface for secure UPS monitoring and remote automatic shutdown.
- REMOTE VIEW PRO supervision software.
- IoT gateway for Socomec cloud services and the SoLive UPS mobile app.
- Remote touch-screen panel..

Technical data

		MODULYS XM	
System capability		50 to 250 +50 kVA/kW	50 to 600 + 50 kVA/kW
Module power		50 kW (up to 40° ambient temperature)	
Number of power modules		1 to 6	2 to 13
Input / output		3/3	
INPUT			
Voltage		400 V 3ph+N (340 V to 480 V)	
Frequency		40/70 Hz	
Power factor / THDI		> 0.99 / < 1.5%	
OUTPUT			
Power factor		1 (according to IEC/EN 62040-3)	
Voltage		380/400/415 V ±1% 3ph+N	
Frequency		50/60 Hz (configurable) ±0.1% free running	
Voltage distortion		< 1% (linear load), < 3% (non-linear load according to IEC 62040-3)	
Overload		125% for 10 minutes, 150% for 1 minute	
BYPASS			
Voltage		rated output voltage ±15% (configurable from 10% to 20%)	
Frequency		50/60 Hz ±2% (configurable for GenSet compatibility)	
Bypass short-circuit capability (ITSM)		up to 28 kA _{PK}	up to 40 kA _{PK}
EFFICIENCY (TÜV SÜD VERIFIED)			
Online double conversion mode		up to 96.5%	
SHORT CIRCUIT PERFORMANCE			
Conditional short circuit current (I _{cc})		up to 65 kA _{RMS}	
Short circuit current withstand (I _{scw})		up to 50 kA _{RMS}	up to 65 kA _{RMS}
ENVIRONMENT			
Ambient temperature		0 °C to 40 °C (15 to 25 °C for maximum battery life)	
Relative humidity		0 to 95% without condensation	
Maximum altitude		1000 m without derating (3000 m max)	
Acoustic level at 1 m		< 57 dBA	< 64 dBA
SYSTEM CABINET			
Width		600 mm	1200 mm
Depth		890 mm	950 mm
Height		1990 mm	
Weight (empty cabinet)		253 kg	675 kg
Degree of protection		IP20	
STANDARDS			
Safety		IEC/EN 62040-1, AS 62040-1	
EMC		IEC/EN 62040-2 Class C3, AS 62040-2	
Performance		VFI-SS-11 - IEC/EN 62040-3, AS 62040-3	
Environmental		IEC/EN 62040-4	
Product declaration		CE, RCM, EAC, CMIM, UKCA	
POWER MODULE			
Height		3U	
Weight		36 kg	
Type		Hot plug-in / Hot-swappable	
MTBF		> 1 000 000 hours (calculated and verified)	

Experts services

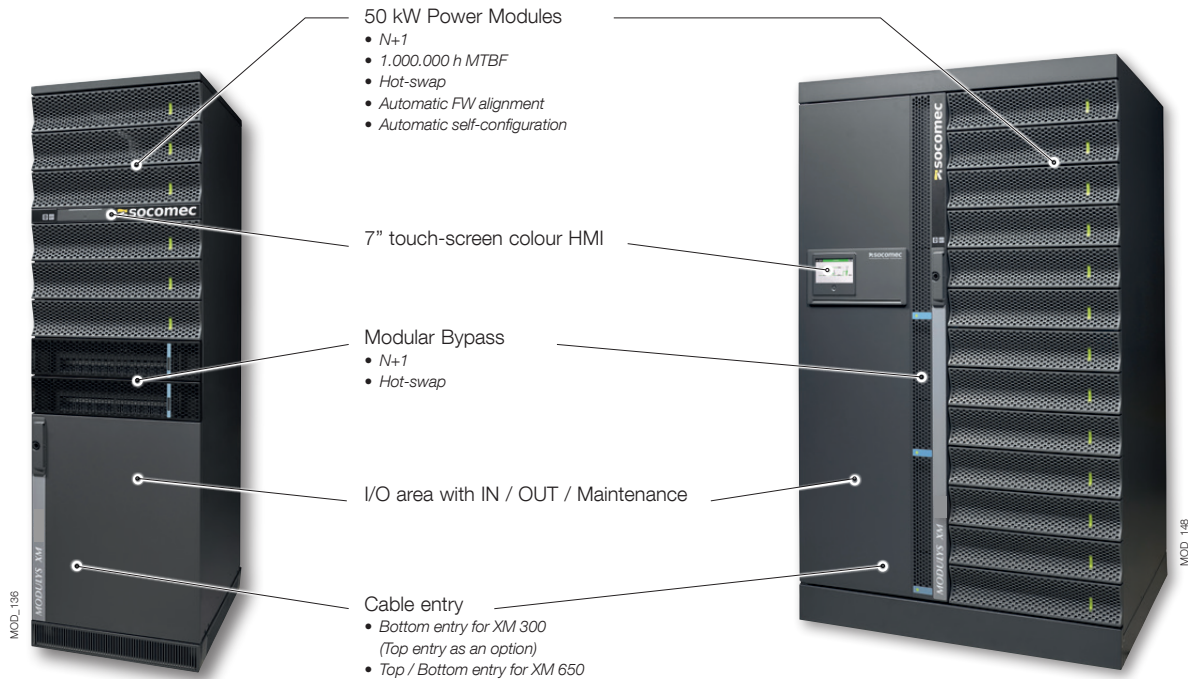
- SoLink: Socomec's 24/7 remote monitoring service connecting your installation to the nearest Socomec Service Centre.
- SoLive UPS: a mobile app to monitor all your UPS systems from a smartphone.
- Maintenance contract.
- Remote troubleshooting.

MODULYS XM

Three-phase UPS

up to 600 + 50 kVA/kW

A fully modular system



The benefit of a fully modular system

Easy to manage

- Totally modular system ideal for power scaling and quickly adapting to business changes.
- Standardised system and modules covering a wide range of power and back-up times.
- Repeatable and standardised scalable architecture for time-saving designs, ideal for various configuration and architecture requirements.

Pay as required / Pay for what you use

- No prior expenditure on unpredictable future extensions to power and back-up time.
- Space saving design with reduced footprint and front access.
- Eliminates installation rework costs when new capacity is required from IT physical infrastructure.
- No risk of design oversizing due to project data uncertainty.

Everything front-access

- Connections, switches, manual bypass, auxiliary mains static bypass, power modules and all the electric parts have front-access.
- Total footprint is not increased as rear extra clearance for maintenance is not needed.
- Easy, quick, comfortable, safe and risk-free installation and maintenance.
- More reliable system.

The benefit of a totally redundant design

Total resilience

- Electronics-free (failure-free) cabinet.
- Totally independent and self-sufficient modules.
- Real module selective disconnection (automatic inverter bypass with galvanic separation).
- No centralised control for parallel and load sharing management.
- Totally segregated, fully sized and centralised auxiliary mains bypass.
- Configurable N+1 to N+x redundancy (power & battery).
- No single point of failure.
- Redundant parallel bus connection (ring configuration).

Optimum reliability

- Power module designed for superior robustness proved by an independent body (MTBF > 1,000,000 h).
- Hybrid bypass architecture with distributed module's bypass and centralised mains bypass for ultimate reliability and robustness.
- Highly robust auxiliary mains bypass (MTBF > 10,000,000 h).
- Acid leak-proof modular battery box.

Maximum availability

- Fast recovery of lost redundancy thanks to minimum MTTR (Mean Time To Repair).
- No risk of downtime during power upgrading and maintenance.
- No risk of failure propagation.

Cost-effective redundancy

- No need to duplicate the system hardware to get redundancy.
- Redundancy achievable simply by adding one more power and battery module.
- Redundancy can be easily combined with power scalability.
- Upgrading and/or power module replacement can be done by simple plug-in without any commands to the system.

Seamless and risk-free scalability & upgrades

- MODULYS XM protects critical loads in all conditions, including power upgrades and maintenance procedures.
- No risk of human error and downtime.

On-line power scalability

MODULYS XM allows you to increase power scalability and redundancy while keeping the load protected on inverter mode by simply plugging-in a new power module and waiting for it to automatically self-configure, self update the firmware and self test without any human intervention.

Power module automatic firmware alignment

- Even the power module firmware alignment is totally risk-free.
- When a new power module is plugged in, the system checks which firmware version is embedded and, if it is different, it will be automatically aligned to one of the other modules. The load is protected at all times while running on inverter mode.

On-line global firmware update

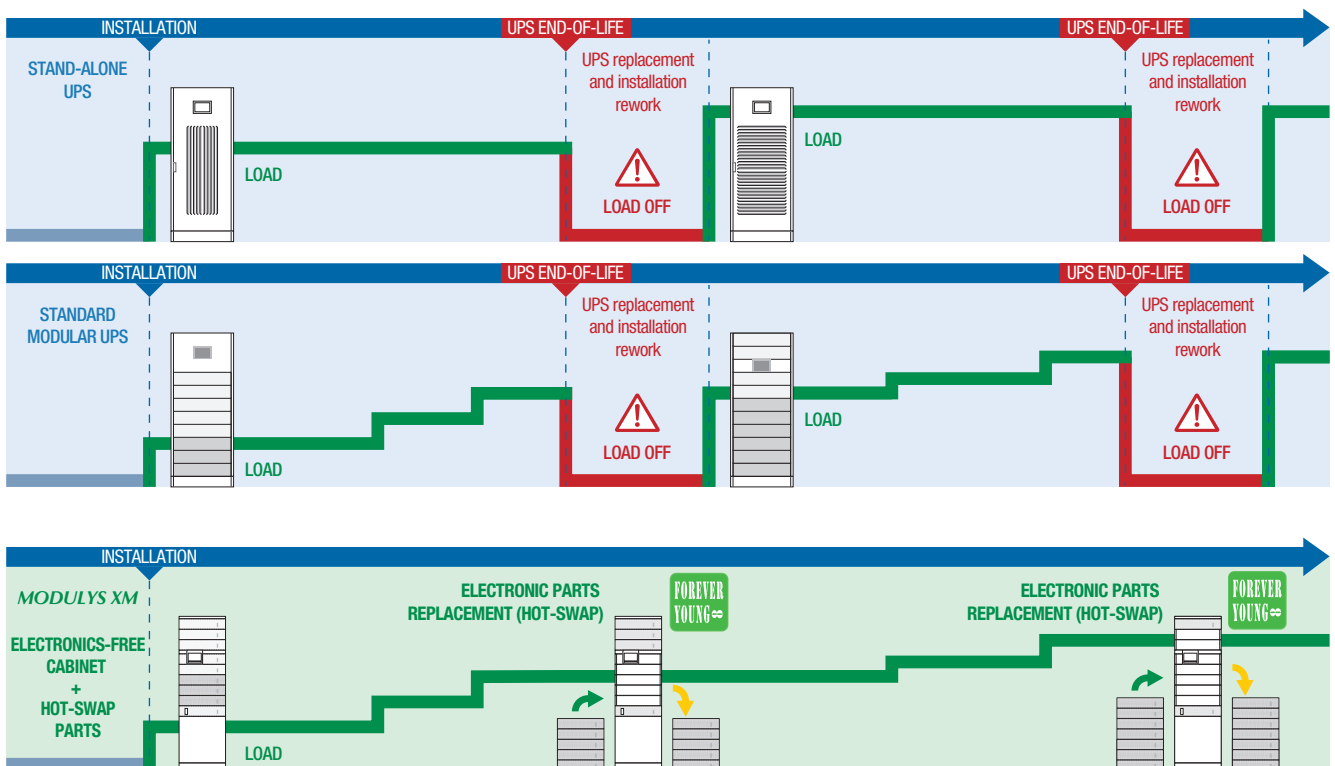
- It is also possible to upgrade the global firmware without switching to bypass to keep the load protected on Inverter mode.
- Automatic procedure for a risk-free firmware upgrade.

MODULYS XM "Forever Young" concept

- 'Forever Young' is an exclusive concept which extends the life-cycle of MODULYS XM and eliminates the criticality of system end-of-life, via the periodic replacement of power modules and electronic parts before they start to age.
- The concept also keeps the system open to the implementation of future technology improvements without modifying the infrastructure.

The 'Forever Young' concept:

- Is based on electronics-free (failure-free) cabinets where all the components that are subject to ageing are plug-in and, therefore, quick and easy to replace.
- Provides a system that is always up-to-date and uses the latest technology.
- Assures power modules, spare part compatibility and availability for more than 20 years.



MODULYS XL

The ultimate modularity for the most critical environments
from 200 to 4800 kVA/kW



The solution for

- > Data centre
- > Healthcare
- > Industry

Strong points

- > 3 standard bricks for your very own system
- > 5-minute plug-in
- > Safe and easy deployment
- > Concurrent and risk-free maintenance

Conformity to standards

- > IEC/EN 62040-1, IEC/EN 62040-2, IEC/EN 62040-3, IEC/EN 62040-4
- > CE
- > EAC

Certifications and attestations



Advantages



Ready for Li-Ion battery

Best practice award



Frost & Sullivan has awarded SOCOMEC with its prize for Innovation & Excellence in Developing Scalable, Best-in-Class Products and Solutions.

Experts services

- > Unlock the power of digital services



Function

The MODULYS XL is a modular UPS based on 200 kW power modules. The power of a single UPS unit can be increased up to 1200 kW and the system can include up to 4 units in parallel. The innovative MODULYS XL concept allows for the constant protection of the load in online mode, whether to respond to load growth or to manage all aspects of the system's lifecycle, in a secure way and with impressive rapidity.

Associated with a variety of adapted Services, the MODULYS XL provides unprecedented availability and flexibility to fulfil the requirements of today's highly critical applications.

Advantages

3 standard bricks for your very own system

- UPS configurations based on 3 standard bricks for a simplified installation process.
- Repeatable and standardised assets to meet different configuration and architectural requirements.
- An adjustable number of empty power slots to match different scalability and redundancy needs.
- Complete UPS customisation without modifying the core standardised bricks.
- Quality, simplicity of construction and ease of operation.

5-minute plug-in

- Power module addition or removal in only 5 minutes by one person.
- Simple and safe power module plug-in: no power or communication bus cabling required.
- Load fully protected in double conversion mode during the power extension or module swap.
- Hot-scale and swap process in incremental steps of 200 kW to reduce time and optimise costs.
- Automatic power module self-configuration and testing before connection.
- Firmware auto-alignment.
- No installation rework when a new capacity is required.
- Off-powered connection of the power module to prevent electrical arcing upon plug-in and plug-out.

Safe and easy deployment

- Specifically engineered to eliminate unexpected installation errors.
- Easy power slot positioning and perfect alignment including on uneven floors.
- Power slots with pre-engineered builtin bus bars for quick, easy and clean interconnections.
- A full frontal access installation so the UPS can be installed against a wall.
- The power slots set up during the installation stage are ready for future hot plug-in power modules.
- Safe and easy power module handling.
- Full system heat-run test capability during commissioning without the need for an external load bench.

Concurrent and risk-free maintenance

- Concurrent maintenance of all components.
- Safe power module maintenance - outside of the running system.
- Both the power modules and the static bypass can be maintained while the load remains fully protected in double conversion mode.
- No in-situ maintenance, service or repair that may jeopardise the running system.
- Fully extractable power modules and subassemblies and complete access to all components, reducing the MTTR.
- Built-in means to perform an exhaustive pre-test after the module's maintenance.

Flexible UPS architecture

- Hot-scalable power capability.
- Adjustable redundancy level.
- Common or separated rectifier and bypass mains.
- Compatible with different energy storage technologies (e.g. Li-Ion, Ni-Cd...).

General characteristics

- Separated inputs (rectifier, bypass).
- Top or bottom cable entry.
- Backfeed protection: detection circuit.
- Redundant bypass cooling.
- Distributed batteries (1 per module).
- Battery temperature sensor.
- Module heat-run test⁽³⁾.
- Full system heat run test⁽³⁾.
- 63 A three-phase plug.

Electrical options

- Input, output and maintenance bypass switches.
- 3-wire bypass and output distribution kit.
- PEN kit for TN-C grounding system.
- 4-wire rectifier (neutral connection kit).
- Shared batteries (1, 2 or 3 per unit).
- Enhanced battery charger.
- Battery tripping kit.
- Unit parallelisation kit.
- Redundant electronic power supplies.
- BCR (Battery Capacity Re-injection).
- ACS synchronisation system.
- Cold start.
- Top roof.

Standard communication features

- User-friendly 7" touch-screen multilingual colour graphic display (Power Hub).
- Tricolour display with a number indicating the Power Module status (Power Slot).
- 2 slots for communication options.
- USB port to download the UPS reports and log files.
- Ethernet port for service purposes.

Communication options

- Dry-contact interface (configurable, voltage-free contacts).
- MODBUS RTU RS485 or MODBUS TCP.
- PROFIBUS / PROFINET gateway.
- BACnet/IP interface.
- NET VISION: professional WEB/SNMP Ethernet interface for secure UPS monitoring and remote automatic shutdown.
- REMOTE VIEW PRO supervision software
- IoT gateway for Socomec cloud services and the SoLive UPS mobile app.
- Remote touch-screen panel.
- Additional Com-slot extension.

Technical data

MODULYS XL	
UPS UNIT	
Power Module rated power	200 kVA/kW
Unit rated power	200 to 1200 kVA/kW
Number of Power Modules	1 to 6
Number of Power Slots	1 to 6
Number of Units per System	up to 4 units in parallel
Redundant configuration	N+x
RECTIFIER INPUT	
Voltage	400 V 3ph (200 to 480 V ⁽¹⁾)
Frequency	50/60 Hz ±5 Hz
Power factor/THDI	>0.99 / <2.5% ⁽²⁾
OUTPUT	
Power factor	1 (according to IEC/EN 62040-3)
Voltage	400 V 3ph+N (380/415 V configurable)
Frequency	50/60 Hz (configurable) ±0.01 Hz - free-running
Voltage distortion (Ph/Ph)	ThdU ≤ 1.5% (linear load)
BYPASS	
Voltage	Rated output voltage ±15% (configurable)
Frequency	rated output frequency ±5 Hz (configurable for Genset compatibility)
POWER HUB	
Dimensions W x D x H	1200 x 975 x 2120 mm
Weight	750 kg
POWER SLOT	
Dimensions W x D x H	550 x 975 x 2120 mm
Weight	130 kg
POWER MODULE	
Dimensions W x D x H	500 x 950 x 1940 mm
Weight	450 kg
Type	Hot plug-in / Hot-swappable
MTBF	1,000,000 hrs
Online efficiency (double conversion mode)	up to 97%
ENVIRONMENT	
Operating ambient temperature	from 0 °C to +40 °C
Relative humidity	0-95 % without condensation
Maximum altitude	1000 m without derating
Acoustic level at 1 m	<75 dBA
Short-circuit withstanding (Icw)	100 kA - Symmetrical
STANDARDS	
Safety	IEC/EN 62040-1
EMC	IEC/EN 62040-2
Performance	IEC/EN 62040-3
Environmental	IEC/EN 62040-4
Product declaration	CE, EAC, UKCA

(1) Conditions apply.

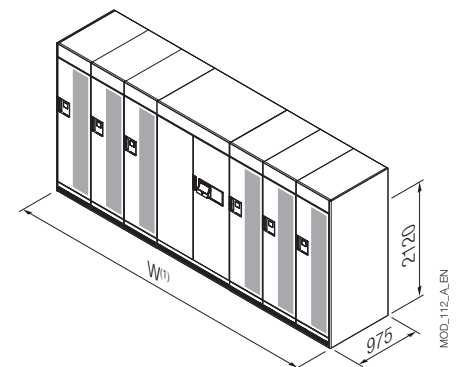
(2) At full rated voltage; with input THDV <1%

(3) Without dummy load bench.

Experts services

- SoLink: Socomec's 24/7 remote monitoring service connecting your installation to the nearest Socomec Service Centre.
- SoLive UPS: a mobile app to monitor all your UPS systems from a smartphone.

Unit dimensions and weights



	Unit			
Number of Power Slots	3	4	5	6
Maximum power (kVA/kW)	600	800	1000	1200
Width ⁽¹⁾ (mm)	2890	3440	3990	4540
Weight ⁽²⁾ (kg)	2500	3100	3650	4250

(1) Width includes left and right side panels.

(2) Weight for the unit fully equipped with power modules.

MODULYS XL

Three-phase UPS

from 200 to 4800 kVA/kW

A modular UPS system designed for simplicity

The flexibility of a tailored solution combined with the advantages of standardised assets: MODULYS XL can be fine-tuned to the precise requirements of any electrical infrastructure. This approach saves time and money during both the project design and its deployment – with the option to pay as you go.

Power HUB



Power HUB for the UPS Unit

- Up to 1200 kVA/kW.
- Input, output and battery connections to the UPS unit.
- Remote communication interfaces.
- User interface.
- Full rated centralized static bypass.
- 63 A three-phase plug for advanced maintenance services.

Power SLOT



Power SLOT

- For 200 kVA/kW plug-in Power Module
- Pre-engineered built-in bus bars interconnection between the Power Hub and the others Power Slots.
- Pre-connected communication bus.

Power MODULE



Power MODULE

- Rated for 200 kVA/kW permanent operating.
- Single and full rated rectifier, inverter and battery charger.
- Double conversion side bypass.
- Selective disconnection (contactors and fuses) at input and output stages.
- Local battery disconnection switch.
- Patented plug-in system (power and control) to connect to the Unit.

Flexible power & scalability

- A flexible combination of power slots to address different needs.
- Installation of the power slots at the initial stage allows for quick and safe scalability.
- A power increase to meet changing capacity demands.
- The load is fully protected in double conversion mode during power extensions and maintenance.



3 POWER SLOTS	4 POWER SLOTS	5 POWER SLOTS	6 POWER SLOTS

Power slots installed and pre-connected at the initial stage	Hot-scalability up to...	600 kVA/kW (N) 400 kVA/kW (N+1)	800 kVA/kW (N) 600 kVA/kW (N+1)	1000 kVA/kW (N) 800 kVA/kW (N+1)	1200 kVA/kW (N) 1000 kVA/kW (N+1)
Power slots can be easily added later (in off-line mode)	Scalability up to...	Up to 1200 kVA/kW (N) Up to 1000 kVA/kW (N+1)			

Ultimate resilience

A granularity of 200 kW

- Perfect balance between MTBF and intrinsic redundancy.
- Reduced losses in available power due to missing modules.
- Minimised number of potential problems and associated maintenance costs compared to solutions with an excessive numbers of modules.

No single point of failure

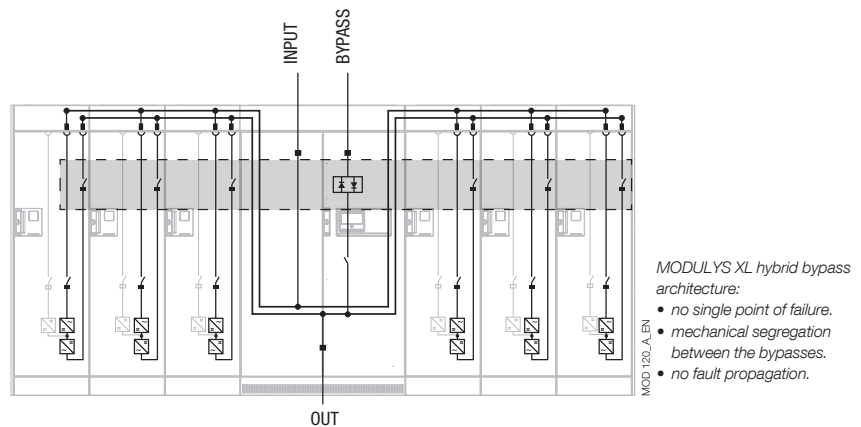
- The control system is not centralised to eliminate the typical weak point of some modular UPS systems.
- Like for monolithic UPSs, the Power Modules and the static bypass operate on a peer-to-peer basis to avoid any single point of failure and to ensure the maximum system availability.

Clean installation

- The MODULYS XL pre-engineered power and control interconnections make for an extremely clean UPS system – essential for guaranteeing maximum availability.

The right granularity and no single point of failure at system level

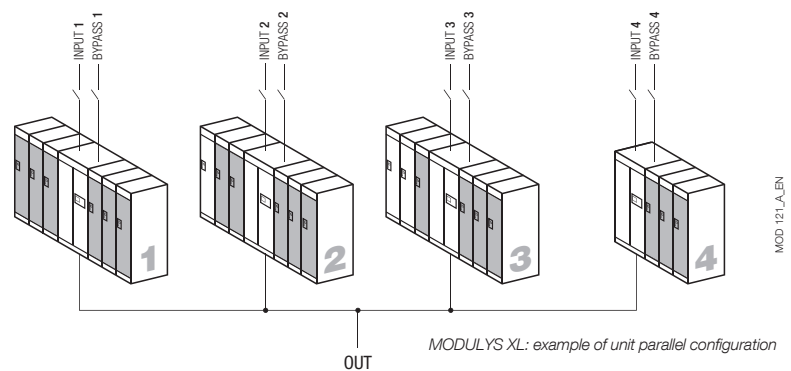
- 200 kVA/kW power module built by single and full rated power converters.
- Totally independent and self-sufficient power modules.
- Hybrid bypass: fully sized (up to 1200 kVA) centralised static bypass - together with distributed modules bypasses.
- Real power module selective disconnection (input and output controlled galvanic disconnectors).
- Straightforward interconnections resulting in a clean installation.
- Mechanical segregation between each of the sub-asset building the UPS unit.



Flexible parallel configurations

To provide maximal flexibility and guaranty system availability when maintaining a single power module, the MODULYS XL units can be parallelised without restriction on the number of installed power slots or power modules.

- Parallel configuration up to 4 units.
- Free unit(s) configuration.
- Free number of power modules at each unit level.



Move to a permanent uptime mode with an innovative service approach



The availability of your critical application restored in a few minutes.

To maximise your MTTR, in a matter of minutes, an emergency power module – located near your premises – can be used to replace another one.



First time fix rate

The power module is repaired while disconnected from the live UPS system, thus maintaining the critical load safely supplied. The online repair guide and full power warm-up test provide reliable and certified results.



Fast and safe maintenance operation

MODULYS XL is engineered for quick and simplified module plug-in without being in bypass mode - avoiding load downtime risk.



24/7 monitoring⁽¹⁾

In the event of any type of anomaly, the system will instantly notify the nearest Socomec Service Centre and an engineer will be dispatched immediately along with any spare parts that may be needed.

(1) After subscribing to a Socomec Maintenance Contract with SoLink option.

Optional services for maintenance contract

power module as a spare for MODULYS XL modular UPS system



The addition of the Power module as a spare option to the maintenance contract of MODULYS XL will always allow to maintain the level of availability of the installation.

A spare power module will be to hand next to the MODULYS XL so that the module can be swapped in case of failure in less than 5 minutes.

The module can also be used during the preventive maintenance visit - to be inserted instead of the maintained module and therefore ensure the same level of availability.

The price is “all inclusive” and comprises:

- a maintenance slot and a spare power module rental,
- training to enable the customer to change the module by himself and avoid any problems,
- the maintenance of the spare module (spare parts and consumables).

Key points

- > Spare power module available 24/7 on customer site
- > Price all inclusive covering training in how to swap the module, module rental & its maintenance

Benefits

- > “Ready to use” spare power module always available on customer site
- > Ensures the same level of secured availability during maintenance operations and in case of critical failure
- > No downtime during maintenance operations
- > Maintenance slot provided to test & repair the power module outside of the UPS system





When **energy** matters

MODULYS XL has been recognised with New Product Innovation by Frost&Sullivan.

With a track record in UPS innovation spanning 5 decades - the truly high power modular UPS, **MODULYS XL** – is a proven winner with the market as well as with Frost&Sullivan.



MODULYS XL

FROST & SULLIVAN

STATYS

Redundant design for power availability and site maintainability
from 32 to 1800 A



GAMME_381

The solution for

- > Data centre
- > Energy
- > Infrastructure & Transport
- > Industry

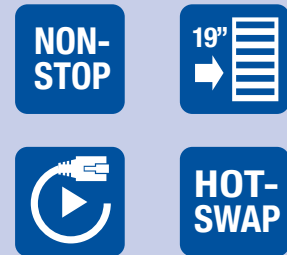
Strong points

- > Standard features
- > Alimentation
- > Flexibility
- > ATSM fonction
- > Protection

Conformity to standards

- > IEC 62310
- > IEC 60529
- > AS 62310
- > AS 60529
- > IEC 62310-2
- > AS 62310.2
- > CE
- > RCM

Advantages



Expert services

We offer services to ensure your UPS highest availability:

- > Commissioning
- > On-site intervention
- > Preventive maintenance visits
- > 24-hour call out and rapid on-site repairs
- > Maintenance packages
- > Training



www.socomec.com/services

Function

Static Transfer Systems (STS) are intelligent switches providing increased supply availability, automatically transferring loads to alternative power sources when the primary power source fails or is not available. They enable flexible site maintenance ensuring high availability.

Advantages

Standard features

- A smart and flexible transfer system that can be configured according to the type of load.
- Synchronised and non-synchronised sources compatibility (configurable synchronisation tolerance and switching management).
- Fuse-free or fuse-protected design.
- Output fault current sensing.
- Internal CAN Bus.
- Double maintenance bypass.
- Neutral oversizing for non-linear loads compatibility.
- Embedded Inputs, output and maintenance bypass switches (cabinet version).

Alimentation

Supplied by two independent alternate sources, STATYS increases the overall electrical infrastructure availability during abnormal events and programmed maintenance.

- Provides redundant power supply to mission critical loads to increase global uptime of the supplied system.
- Increases the power supply availability by choosing the best power supply quality.
- Provides plant segmentation and prevents fault propagation.
- Allows easy extension and easy infrastructure design, ensuring high availability of the power supply to critical applications.
- Facilitates and secures the maintenance or the modifications of the overall electrical installation (source, distribution, switchboard) while the load is kept supplied.

Flexibility

STATYS is available in:

- 2 wires and 2 poles switching, to be connected between phase/neutral or phase/phase.
- 3 wires arrangement without neutral for reduced cable costs and for local zoning of the applications by using insulating transformers,
- 4 wires three-phase arrangement with neutral, with or without neutral pole switching.

STATYS offers:

- Flexible digital control capacity that can adapt to any operational or electrical environment conditions.
- Capability to manage synchronised and non-synchronised sources according to load specificity.

ATSM fonction

Advanced Transformer Switching Management (ATSM). If the upstream network has no distributed neutral cable, two upstream transformers or one downstream transformer can be added to create a neutral reference point at the output. For the downstream solution, STATYS, thanks to ATSM, correctly manages the switching to limit inrush current and avoid the risk of spurious breakers.

Protection

STATYS also provides protection against:

- Main power source outage.
- Failures in the upstream power distribution system.
- Failures caused by faulty equipment supplied by the same source.
- Operator errors.

General characteristics

- High reliability - internal redundant design to ensure service continuity.
- Flexibility and adaptability to various types of applications.
- Compact design: saves up to 40% of valuable space.
- Easy and secured maintenance.
- Operational security and ease of use.
- Remote data access in real time and from any location.
- Full support and service.

Standard communication features

- LCD or user-friendly 7» touch-screen multilingual graphic colour display.
- Slots for communication options.
- Dry-contact interface (configurable voltage-free contacts).
- Ethernet interface for STS monitoring via WEB pages.
- MODBUS TCP.
- Full digital configuration and setting.

Standard features

- A smart and flexible transfer system that can be configured according to the type of load.
- Synchronised and non-synchronised sources compatibility (configurable synchronisation tolerance and switching management).
- Fuse-free or fuse-protected design.
- Output fault current sensing.
- Internal CAN Bus.
- Double maintenance bypass.
- Neutral oversizing for non-linear loads compatibility.
- Embedded Inputs, output and maintenance bypass switches (cabinet version).

High reliability - Internal redundant design

Main features:

- Redundant control system using double microprocessor control boards.
- Dual redundant power supplies for control boards.
- Individual control board with redundant power supply for each SCR path.

- Integrates an "auto-hold" feature to ensure load continuity in case of internal failure.
- Redundant cooling with fan failure monitoring.
- Real-time SCR fault sensing.
- Separation of main functions to prevent internal fault propagation.
- Robust internal field communication bus.
- Internal monitoring of sensors to ensure maximum system reliability.

Compact design

- Small footprint and compact units.
- Adjacent or back to back mounting.
- Integrable chassis version for optimal implementation into switchboards.
- Front access for easy maintenance.
- Compact Hot Swap 19" rack system.

Communication options

- Dry-contact interface (configurable voltage-free contacts).
- MODBUS RTU RS485.
- PROFIBUS / PROFINET gateway.
- REMOTE VIEW PRO supervision software.

Technical data

STATYS	19" rack - hot swap -1ph		19" rack - hot swap -3ph		Cabinet - integrable chassis (OEM)											
	32	63	63	100	200	300	400	600	630	800	1000	1250	1400	1600	1800	
ELECTRICAL SPECIFICATIONS																
Rated voltage	120-127/220 240/254 V		208-220/380-415/440 V													
Voltage tolerance	± 10% (configurable)															
Non-synchronized sources management	configurable up to +/- 180															
Frequency	50 Hz or 60 Hz (± 5 Hz (configurable))															
Number of phases	ph+N or ph-ph (+ PE)		3ph+N or 3ph (+ PE)													
Number of poles switching	2-pole switching		3 or 4-pole switching													
Maintenance bypass (cabinet version)	interlocked and secured															
Overload	150% for 2 minutes - 110% for 60 minutes ¹															
Efficiency	99%															
Admissible power factor	no restrictions															
ENVIRONMENT																
Operating ambient temperature	from 0°C up to 40°C															
Relative humidity	95%															
Maximum altitude	1000 m a.s.l. without derating															
Acoustic level at 1 m (ISO 3746)	<45 dBA				≤ 60 dBA						≤ 84 dBA					
STANDARDS																
Safety	IEC 62310, IEC 60529, AS 62310, AS 60529															
EMC	C2 category (IEC 62310-2, AS 62310.2)															
Product declaration	CE, RCM (E2376), UKCA															

(1) for 630 A only : 150% for 1 minute - 105% for 60 minutes

Dimensions

Model		Range (A)	Width (mm)	Depth (mm)	Height (mm)
1 phase	19" Rack	32 - 63	483 (19")	747	89 (2U)
		63 - 100	483 (19")	648	400 (9U)
3 phases	Integrable Chassis (OEM)	200	400	586	765
		300 - 400	600	586	765
		600 - 630	800	586	765
		800 - 1000	1000	950 ⁽¹⁾	1930
		1250 - 1800	910	815	1955
	Cabinet	200	500	600 ⁽¹⁾	1930
		300 - 400	700	600 ⁽¹⁾	1930
		600 - 630	900	600 ⁽¹⁾	1930
		800 - 1000	1400	950 ⁽¹⁾	1930
		1250 - 1600	2010	815	1955

(1) Depth does not include handles (+40 mm)

STATYS HC

Static transfer system for operating theatres and intensive care units from 63 to 100 A



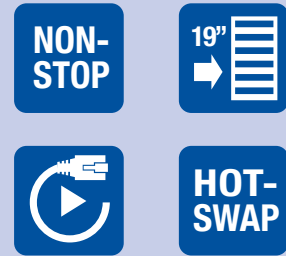
The solution for

- > Healthcare

Strong points

- > Robust design
- > Unique downstream transformer management
- > Power continuity
- > High reliability

Advantages



Conformity to standards

- > IEC 62310
- > IEC 60364-7-710
- > NF C15-211

Expert services

Our expert services ensure your system's highest availability:

- > Commissioning
- > On-site intervention
- > Preventive maintenance visits
- > 24-hour call out and rapid on-site repairs
- > Maintenance packages
- > Training



www.socomec.com/services

Function

STATYS HC exists as a single-phase or three-phase static transfer system. Supplied by two independent sources it ensures the power continuity of medical locations by transferring to the available source without interruption. STATYS HC has been especially designed to comply with the applicable criteria of the IEC 60364-7-710 and the NFC 15-211 standards.

Advantages

Robust design

- Specifically designed for use in medical locations.
- Compliant with the applicable criteria of the IEC 60364-7-710 and the NFC 15-211 standards.
- Dedicated overload management ensuring power continuity in the event of an overload.
- Overload information available through BMS and local alarms.
- Robust SCR topology ensuring high overload and short-circuit withstand.
- Simplified sizing of the upstream protection without compromising the selectivity.
- Integrated bypass switch for periodic tests without risking the load supply.

Unique downstream transformer management

- Limiting start up and transfers transient currents.
- Prevent spurious tripping of the upstream protection.
- Advanced Transformer Switching Management (ATSM).

Power continuity

- A redundant power supply to mission critical loads in order to ensure their availability even in the case of abnormal events.
- Main power source outages.
- Failures in the upstream power distribution system.
- Failures caused by faulty equipment supplied by the same source.
- Operator errors.
- Increased power supply availability by choosing the best power supply quality.
- Load segregation preventing fault propagation between the applications.
- An embedded bypass switch ensuring power availability during critical medical operations.

High reliability

- Redundant control system using double microprocessor control boards.
- Dual redundant power supplies for control boards.
- Individual control board with redundant power supply for each SCR path.
- Integrated «auto-hold» feature to ensure load continuity in case of internal failure.
- Redundant cooling with fan failure monitoring.
- Real-time SCR fault sensing.
- Separation of main functions to prevent internal fault propagation.
- Robust internal field communication bus.
- Internal monitoring of sensors to ensure maximum system reliability.

Hot-swappable design

- Compact Hot Swap 19" rack system.
- Integrated double maintenance bypass, front accessible and secured against human error.
- Faster maintenance with fully extractable power brick.
- No electronics within the fixed part.

General characteristics

- Robust design compliant with operating theatre standards.
- Unique downstream transformer management.
- Power continuity.
- High reliability - internal redundant design.

Standard communication features

- Combined LED and LCD graphic display for easy visualisation of the powerpath.
- Slots for communication options.
- Dry-contact interface (configurable voltage-free contacts).
- Ethernet interface for STS monitoring via WEB pages.
- Full digital configuration and settings.

Communication options

- Additional dry-contact interface (configurable voltage-free contacts).
- MODBUS TCP.
- MODBUS RTU RS485.
- REMOTE VIEW PRO supervision software.

Technical data

STATYS HC	19" rack - hot swap -1ph	19" rack - hot swap -3ph	
Rating [A]	63	63	100
ELECTRICAL SPECIFICATIONS			
Rated voltage	120-127/220 240/254 V	208-220/380-415/440 V	
Voltage tolerance	± 10% (configurable)		
Non-synchronized sources management	configurable up to +/- 180°		
Frequency	50 Hz or 60 Hz (± 5 Hz (configurable))		
Number of phases	ph+N or ph-ph (+ PE)	3ph+N or 3ph (+ PE)	
Number of poles switching	2-pole switching	3 or 4-pole switching	
Maintenance bypass (cabinet version)	interlocked and secured		
Overload	150 % for 2 minutes - 110 % for 60 minutes		
Efficiency	99 %		
Admissible power factor	no restrictions		
ENVIRONMENT			
Operating ambient temperature	from 0°C up to 40°C		
Relative humidity	95%		
Maximum altitude	1000 m a.s.l. without derating		
Acoustic level at 1 m (ISO 3746)	<45 dBA		
STANDARDS			
Safety	IEC 62310, IEC 60529		
EMC	C2 /C3 category (IEC 62310-2)		
Product declaration	CE, RCM (E2376), UKCA		

Dimensions

Model		Range (A)	Width (mm)	Depth (mm)	Height (mm)
1 phase	19" Rack	63	483 (19")	747	89 (2U)
3 phases		63 - 100	483 (19")	648	400 (9U)

EXIT



1. Safety
2. Availability
3. Efficiency

Spår
3b



Superior

UPS - Single-phase



NETYS RT
1100 to 11000 VA
p. 46



NETYS RT-M
1100 to 3300 VA
p. 50

UPS - Three-phase



MASTERYS GP4 RK
10 to 40 kVA/kW
p. 52



MASTERYS GP4
10 to 160 kVA/kW
p. 54



DELPHYS GP
160 to 1000 kVA/kW
p. 56



DELPHYS XL
1200 kVA/kW
p. 58

UPS - Transformer-based



MASTERYS IP+
10 to 80 kVA
p. 62

STS - Transfer System



STATYS XS
16 and 32 A
p. 64

Unrivalled power performance



Best-in-class solutions with certified performance, tailored to optimise the usage for a profitable Total Cost of Ownership (TCO).

Optional services for maintenance contract

power brick as a spare for DELPHYS XL UPS
p. 60

NETYS RT

Total protection on rack or tower
from 1100 to 11000 VA



gamme_B54.png

Strong points

- > Simple to install
- > High protection and availability
- > Certified performance
- > Easy to use
- > Extended and flexible back-up time

Compliance with standards

- > IEC 62040-1
- > IEC 62040-2
- > IEC 62040-3
- > AS 62040.1.1
- > AS 62040.1.2
- > AS 62040.2
- > RCM (E2376)

Certifications and attestations



Function

Complete and professional, NETYS RT is a single-phase rack-tower UPS ensuring protection and availability of IT infrastructure that meet both requirements of power reliability and installation flexibility.

Advantages

Simple to install

- No configuration necessary on first startup.
- Space and time saving 'tower-to-rack' conversion mode.
- Compact footprint (tower mode).
- High density rack enclosure saving valuable cabinet rack space.

High protection and availability

- Online double conversion technology with sinusoidal waveform, completely filters out all disturbances from / to the mains power supply and ensures maximum protection of the utility.
- Wide tolerance of the input voltage reduces switchovers to battery mode, prolonging battery life.
- Possibility of 1+1 parallel and redundant configuration to maximise the availability of critical utilities (up to 22 kVA).
- Hot-swap plug-in manual bypass.

Certified performance

- Performance tested and verified by independent laboratory.
- Full performance up to 40 °C without derating.

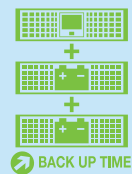
Easy to use

- Clear and uncluttered multilanguage LCD display.
- Wide range of communication protocols for integration into LAN networks or Building Management Systems.
- IoT ready device for access to connected services.
- Load segmentation function to prioritize loads and manage critical situations.

Extended and flexible back-up time

- Hot-swap modular battery extension (EBM) to meet all back-up time requirements, even after installation.
- Battery ageing detection function.
- Fast recharge - even for very long back-up time.
- Li-Ion battery technology-ready.

Advantages



Ready for Li-Ion battery



General characteristics

- Rail kit.
- Embedded dry-contact interface (5000-11000 VA).
- Input mains switch breaker (5000-11000 VA).
- Connection for battery extension modules.
- Port for parallel operation (5000-11000 VA).
- Power off the UPS remotely.
- Internal temperature sensor.

Electrical options

- UPS models with tropicalised (Conformal Coating) boards.
- Hot-swap battery extension modules.
- Hot-swap manual bypass.
- 1+1 parallel module (5000 - 11000 VA).

Standard communication features

- 1 slot for communication options.
- USB port for UPS management.
- MODBUS RTU (RS232).
- RS485 for Li-ion battery BMS.
- LOCAL VIEW software for local UPS monitoring and shutdown for Windows, Linux and MAC Osx.

Communication options

- Dry-contact card.
- NET VISION: professional WEB/SNMP, ethernet interface for UPS monitoring and remote automatic shutdown (MODBUS TCP).
- RT-VISION: WEB/SNMP interface for UPS monitoring and management.
- Environmental Monitoring Device (EMD).
- REMOTE VIEW PRO supervision software.

Technical data

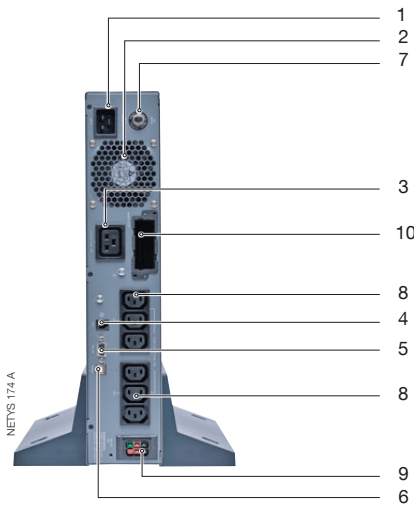

NETYS RT								
Model	NRT2-U1100	NRT2-U1700	NRT2-U2200	NRT2-U3300	NRT3-5000K	NRT3-7000K	NRT3-9000K	NRT3-11000K
Sn	1100 VA	1700 VA	2200 VA	3300 VA	5000 VA	7000 VA	9000 VA	11000 VA
Pn	900 W	1350 W	1800 W	2700 W	5000 W	6000 W	8000 W	10000 W
Architecture	online double conversion VFI with input PFC and automatic bypass							
Parallel redundant function	-	-	-	-	1+1	1+1	1+1	1+1
INPUT								
Voltage	230 V (1ph) 120±280 V; (175±280 V @100% load)				230 V (1ph) 100±280 V; (175±280 V @100% load)			
Frequency	50/60 Hz +/-10% (Auto-Selectable)				40/70 Hz (50/60 Hz +/-10% Auto-Selectable)			
Power factor / THDi	>0.99 / <5%				>0.99 / <3%			
Input socket	IEC 320-C14 (10 A)	IEC 320-C20 (16 A)			terminals			
OUTPUT								
Voltage	230 V (1ph) selectable 200 / 208 / 220 / 240 V - 50 or 60 Hz ± 2% (± 0.05 Hz in battery mode)							
Power factor	0.9 @ 1 kVA	0.9 @ 1.5 kVA	0.9 @ 2 kVA	0.9 @ 3 kVA	1 @ 5 kVA	1 @ 6 kVA	1 @ 8 kVA	1 @ 10 kVA
Efficiency	up to 93% online mode				up to 95,5% online mode			
Overload capability	up to 105% continuously; 125% x 3 min; 150% x 30 sec				up to 105% continuously; 125% x 2 min; 150% x 30 sec			
Output connections	6 x IEC 320-C13 (10 A)	6 x IEC 320-C13 (10 A) + 1 x IEC 320-C19 (16 A)			terminals			
BATTERY								
Standard autonomy ⁽¹⁾	7	11	8	9	13	8	12	9
Voltage	24 VDC	48 VDC	48 VDC	72 VDC	192 VDC	192 VDC	240 VDC	240 VDC
Recharge time	< 3 hr to recover 90% capacity				< 6 hr to recover 90% capacity			
COMMUNICATION								
Mimic panel	LCD with graphical icons				LCD with menu available in 10 languages			
RS232 MODBUS protocol	•	•	•	•	•	•	•	•
USB port	•	•	•	•	•	•	•	•
WEB/SNMP (Ethernet RJ45 port)	option	option	option	option	option	option	option	option
COMM slot	•	•	•	•	•	•	•	•
Dry contacts	option	option	option	option	•	•	•	•
EPO input	•	•	•	•	•	•	•	•
Parallel port	-	-	-	-	•	•	•	•
STANDARDS								
Safety	IEC/EN 62040-1, AS 62040.1.1, AS 62040.1.2							
EMC	IEC/EN 62040-2, AS 62040.2							
Performance	IEC/EN 62040-3 (efficiency tested by an external independent body)							
Product declaration ⁽²⁾	CE, RCM (E2376), UKCA							
ENVIRONMENT								
Operating ambient temperature	from 0 °C to +40 °C (up to 45 °C ⁽³⁾)							
Storage temperature range	from -15 °C to +55 °C (from 15 °C to 25 °C for best battery life)							
Relative Humidity	5-95% non-condensing							
Noise level (ISO 3746)	< 45 dBA	< 50 dBA			< 55 dBA			
UPS CABINET								
UPS size std (W x D x H)	89x332x440 mm	89x430x440 mm	89x430x440 mm	89x608x440 mm	178x565x440 mm	178x565x440 mm	220x650x440 mm	220x650x440 mm
UPS size RACK	2U	2U	2U	2U	2U+2U	2U+2U	2U+3U	2U+3U
UPS weight std	13 kg	18 kg	19 kg	30 kg	11 + 39 kg	12 + 39 kg	16 + 67 kg	17 + 67 kg
IP rating	IP20							
EXTERNAL BATTERY MODULE (EBM)								
EBM size (W x D x H)	89x332x440 mm	89x430x440 mm	89x430x440 mm	89x608x440 mm	89x565x440 mm	89x565x440 mm	131x650x440 mm	131x650x440 mm
EBM RACK	2U	2U	2U	2U	2U	2U	3U	3U
EBM weight	16 kg	29 kg	29 kg	43 kg	39 kg	39 kg	67 kg	67 kg

(1) @75% of rated load PF 0.7. (2) BIS compliance for 5000 VA and 7000 VA models. (3) Conditions apply.

NETYS RT

Single-phase UPS
from 1100 to 11000 VA



Connections



1. Mains input socket (IEC 320)
2. Fan
3. Output socket (full power)
4. Input to power off the UPS remotely
5. RS232 interface (MODBUS protocol)
6. USB port
7. Input protection
8. Output sockets (IEC 320 - 10 A)
9. Connector for external battery extension
10. Slot for optional communication boards
11. Battery extension connector
12. Output terminals
13. Input terminals
14. Input switch
15. Parallel port connector
16. Dry contact interface
17. RS485 for Li-ion battery BMS

1100 VA

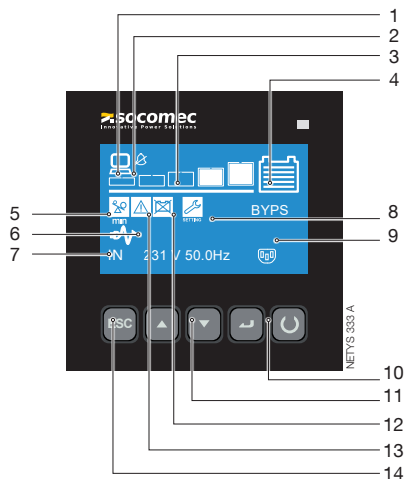
1700 VA - 2200 VA - 3300 VA



5000 VA - 7000 VA + battery

9000 VA - 11000 VA + battery

Control panel



1. Load present
2. Buzzer off
3. Load level (5 steps)
4. Battery status
5. Overload
6. Input value
7. Normal mode / Battery mode (flashing)
8. Configuration
9. Programmable outlets
10. OFF button
11. ON/TEST and buzzer override button
12. Battery fault / Replace the battery
13. General alarm
14. Navigator button

NETYS RT Hot-Swap

NETYS RT hot-swap models: 7000 VA (4U rack) and 11000 VA (5U rack).

The plug-in manual bypass, available for NETYS RT hot-swap models, allows the easy replacement of the UPS without powering down critical systems during maintenance operations.

Power Distribution Unit with 10 A and 16 A IEC multiple sockets.
Load segment control function to prioritise the supply of the most critical loads.

Front access hot-swap battery pack for a safe and fast replacement.



netys_316.psd



netys_316.psd

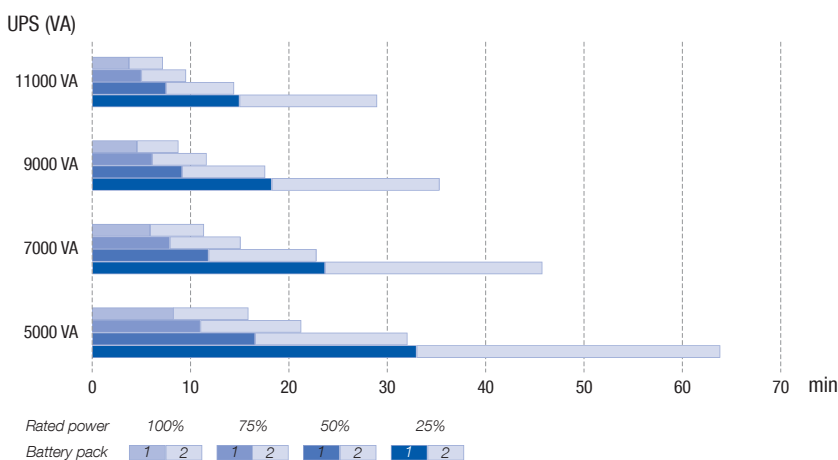


netys_316.psd

NETYS RT Hot-Swap		
Model	NRT3-7000 MBP	NRT3-11000 MBP
Sn	7000 VA	11000 VA
Pn	6000 W	10000 W
Plug-in manual bypass	•	•
Hot-swap battery packs	•	•
UPS size (W x D x H)	178x665x440 mm	220x750x440 mm
UPS size RACK	4U	5U
UPS weight	54 kg	85 kg

NETYS RT - Li-Ion battery UPS

The Li-Ion Battery solution, available for NETYS RT 5-11 kVA, provides higher back-up power density and much longer battery life than traditional lead-acid batteries. The Li-Ion Battery solution is equipped with an embedded interactive BMS (Battery Monitoring System) that provides accurate and individual cell monitoring and coordinates the recharging profile with the UPS to maximise the back-up power availability.



netys_300_a_gbr-a

netys_314.psd

NETYS RT-M

Solution for marine applications
from 1100 to 3300 VA



GAMME 583

Strong points

- > High availability in marine environments
- > Easy to use
- > Meets practical needs

Conformité aux normes

- > IEC/EN 62040-1, IEC/EN 62040-2, IEC/EN 62040-3
- > AS 62040.1.1, AS 62040.1.2, AS 62040.2
- > CE
- > RCM (E2376)

Certifications and attestations



Function

NETYS RT M is an easy to use, high-performance single-phase rack-tower UPS certified for marine applications.

Advantages

The marine industry calls for reliable equipment which is able to supply applications operating in harsh environments. In such a context, power outages cause extremely serious problems to critical equipment for the navigation system, and communication and engine controls, which leads to costs increasing.

In line with the company's commitment to develop innovative solutions to ensure availability, improve energy efficiency and reduce costs, Socomec has introduced NETYS RT-M, high-performance UPS DNV GL standard certified.

Easy to use

- Easy configurable frequency converter operation (50 Hz, 60 Hz).
- No configuration necessary on first startup.
- Wide range of communication protocols (including TCP/IP and SNMP) for integration into LAN networks or building management systems (BMS).

Meets practical needs

- Online double conversion technology with sinusoidal waveform, to completely filter out all disturbances from / to the mains power supply and to ensure maximum protection of the equipment.
- Optional battery extension modules (EBM) to meet wide back-up time requirements, even after installation.
- Clear and uncluttered LCD interface, with buzzers that immediately indicate the operating status of the UPS, even for less specialist users.

General characteristics

- Built-in backfeed protection.
- Protection against atmospheric phenomena (NTP) for telephone/ADSL modems.
- RJ11 connection for Emergency Power Off (EPO).
- Connection for battery extension modules.

Electrical options

- Battery extension modules.

Standard communication features

- 1 slot for communication options.
- RT-VISION: professional WEB/SNMP interface for UPS monitoring and shutdown management of several operating systems (5000-11000 VA).
- USB port for UPS management based on HID protocol.
- MODBUS RTU (RS232).
- LOCAL VIEW software for local UPS monitoring and shutdown for Windows, Linux and MAC Osx.

Technical data

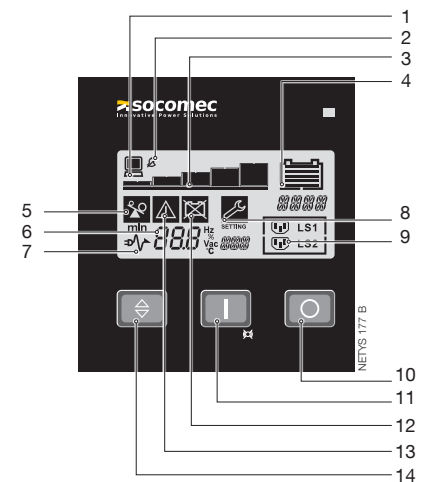
NETYS RT-M				
Model	NRT2-U1100C	NRT2-U1700C	NRT2-U2200C	NRT2-U3300C
Sn	1100 VA	1700 VA	2200 VA	3300 VA
Pn	900 W	1350 W	1800 W	2700 W
Architecture	on-line double conversion VFI with input PFC and automatic bypass			
INPUT				
Rated voltage	230 V (1ph)			
Voltage tolerance	175÷280 V; up to 120 V @70% load			
Rated frequency	50/60 Hz			
Frequency tolerance	± 10% (Auto-Selectable)			
Power factor / THDI	> 0.99 / < 5%			
OUTPUT				
Rated voltage	230 V (1ph)			
Voltage tolerance	selectable 200/208/220/240 V			
Rated frequency	50 or 60 Hz			
Frequency tolerance	± 2% (± 0.05 Hz in battery mode)			
Power factor	0.9 @ 1000 VA	0.9 @ 1500 VA	0.9 @ 2000 VA	0.9 @ 3000 VA
Efficiency	up to 93% online mode			
Overload capability	up to 105% continuously; 125% for 3 min; 150% for 30 s			
Connections	6 x IEC 320-C13 (10 A) 6 x IEC 320-C13 (10 A) + 1 x IEC 320-C19 (16 A)			
BATTERY				
Standard autonomy ⁽¹⁾	8 min	12 min	8 min	10 min
Voltage	24 VDC	48 VDC	48 VDC	72 VDC
Recharge time	< 6 hours to recover 90% capacity			
COMMUNICATION				
Interfaces	RS232 (DB9 port) MODBUS protocol, USB HID protocol			
Ethernet	WEB / SNMP (Ethernet RJ45 port) - option			
COMM slots	1 available as standard			
Dry contacts card	option			
EPO input	RJ11 port			
ENVIRONMENT				
Operating ambient temperature	from 0 °C up to +40 °C (from 15 °C to 25 °C for maximum battery life) Temperature class A according to DNV GL			
Relative humidity	5-95% non-condensing			
Maximum altitude	1000 m without derating (max. 3000 m)			
Noise level (ISO 3746)	< 45 dBA	< 45 dBA	< 50 dBA	< 50 dBA
UPS CABINET				
Dimensions W x D x H	89 x 333 x 440 mm	89 x 430 x 440 mm	89 x 608 x 440 mm	
Dimensions RACK U	2U			
Weight	13 kg	18 kg	19 kg	30 kg
Degree of protection	IP20			
EBM - EXTERNAL BATTERY MODULE				
Dimensions W x D x H	89 x 333 x 440 mm	89 x 430 x 440 mm	89 x 608 x 440 mm	
Dimensions RACK U	2U			
Weight	16 kg	29 kg	43 kg	
STANDARDS				
Safety	IEC/EN 62040-1, AS 62040.1.1, AS 62040.1.2			
EMC	IEC/EN 62040-2, AS 62040.2			
Performance	IEC/EN 62040-3 (efficiency tested by an external independent body) Applicable tests according to Class Guideline DNVGL-CG-0339, Edition November 2015			
Maritime certification	and EN 62040-1:2008/A1:2013.			
Product declaration	CE, RCM (E2376), UKCA			

(1) @ 75% of rated load PF 0.7.

Communication options

- Dry-contact interface.
- RT-VISION: professional WEB/SNMP interface for UPS monitoring and shutdown management of several operating systems (1100-3300 VA).
- Environmental Monitoring Device (EMD).
- REMOTE VIEW PRO supervision software.

Control panel



1. Load present
2. Buzzer off
3. Load level (5 steps)
4. Battery status
5. Overload
6. Input value
7. Normal mode / Battery mode (flashing)
8. Configuration
9. Programmable outlets
10. OFF button
11. ON/TEST and buzzer override button
12. Battery fault / Replace the battery
13. General alarm
14. Navigator button

MASTERYS GP4 RK

Tailored protection for Edge computing
from 10 to 40 kVA/kW



GREEN_238.PSD

Function

Whilst organisations are outsourcing to colocation and cloud service providers, they are also investing heavily in local Edge computing to meet new and evolving requirements: data security, analytics, maintaining control of mission-critical applications, IoT development programmes and augmented reality experience.

Advantages

Certified performance

- Full performance up to 40 °C without derating.
- Energy savings - without compromise: 96.5% efficiency in VFI.
- Up to 99% efficiency in "ECO" mode.
- Performance tested and verified by TÜV SÜD.

Embedded digital technology

- IoT-ready device for access to connected services .
- SOLIVE UPS mobile app for remote control and anomaly notification.
- Easy integration in LAN/WAN and virtual environments.
- Safe guided repair procedure.

Engineered for easy integration

- Fits within existing 19" cabinet.
- Lithium battery option.
- Fast recharge - even for very long back-up time.

Front access maintenance

- Easy maintenance - innovative brick swap architecture.
- Power brick replacement without rack disconnection.
- Minimized risk of human error.
- Rapid repairs: 5 time faster than legacy UPS.

The solution for

- > Industry

Strong points

- > Certified performance
- > Embedded digital technology
- > Engineered for easy integration
- > Front access maintenance

Conformity to standards

- > IEC/EN 62040-1, IEC/EN 62040-2,
- > IEC/EN 62040-3
- > CE
- > UKCA

Certifications and attestations



The MASTERYS GP4 series is certified by TÜV SÜD with regard to product safety (EN 62040-1).



Advantages

3 LEVEL TECHNOLOGY	96.5% EFFICIENCY	PF 1
kW = kVA	RoHS COMPLIANT	Li-Ion Ready for Li-Ion battery

Designed for availability

- > MTBF VFI*: 500,000 hrs

* Officially attested.

SoLive UPS

	Download on the App Store	GET IT ON Google Play

Experts services

www.socomec.com/services

General characteristics

- Dual input mains.
- Internal maintenance bypass switch.
- Input mains switch breaker.
- Output switch breaker.
- Auxiliary mains switch breaker.
- Backfeed protection: detection circuit.
- Full compatibility with generators.

Standard communication features

- 3.5" multilanguage graphic display.
- 2 slots for communication options.
- USB port for downloading UPS report and log.

Electrical options

- 3-phase input without neutral.
- Internal backfeed isolation device.
- Common mains coupling bars.
- TN-C grounding system.
- ACS synchronisation system.

Communication options

- Dry-contact interface (configurable voltage-free contacts).
- MODBUS RTU RS485 or TCP.
- PROFIBUS / PROFINET gateway.
- BACnet/IP interface.
- NET VISION: professional WEB/SNMP Ethernet interface for secure UPS monitoring and remote automatic shutdown.
- REMOTE VIEW PRO supervision software
- IoT gateway for Socomec cloud services and SOLIVE UPS mobile app.
- Remote touch-screen panel.

Remote monitoring and cloud services

- SoLink: Socomec 24/7 remote monitoring service connecting your installation to the nearest Socomec Service Centre.
- SoLive UPS: mobile app enabling the monitoring of the UPS systems from a smartphone.

Technical data

MASTERYS GP4 RK					
Sn [kVA]	10	15	20	30	40
Pn [kW]	10	15	20	30	40
Input / output 3/1	•	•	•	-	-
Input / output 3/3	•	•	•	•	•
Parallel configuration	up to 6 units				
INPUT					
Rated voltage	400 V 3ph+N				
Voltage tolerance	240 V to 480 V				
Rated frequency	40-70 Hz				
OUTPUT					
Power factor	1 (according to IEC / EN 62040-3)				
Rated voltage	1ph + N: 230 V (can be configured 220/240 V) 3ph + N: 400 V (can be configured 380/415 V)				
Rated frequency	50/60 Hz				
EFFICIENCY (TÜV SÜD VERIFIED)					
Double conversion VFI mode	up to 96.5%				
Eco Mode	up to 99%				
BATTERY					
Technologies	VRLA, NiCd, Li-Ion Battery				
Battery type	normal life - long life				
Configuration	external separated or shared				
RELIABILITY (MTBF)					
MTBF (VFI)	> 500,000 hrs (attested)				
MTBF (UPS)	> 12,000,000 hrs (attested)				
ENVIRONMENT					
Operating ambient temperature	full performance up to +40 °C (without specific conditions)				
UPS CABINET					
19" rack height	7U				
Dimensions W x D x H (mm)	442 x 820 x 305				
Weight	79 kg max ⁽¹⁾				
Display	3.5"				
Backup battery	external batteries				
Degree of protection	IP20				
Colours	RAL 7016				
ADVANCED SERVICE PERFORMANCE					
Life extension	service programme to avoid end of life				
Quick repair	5 times less MTTR than legacy UPS by removable front access parts				
STANDARDS					
Safety	IEC/EN 62040-1				
EMC	IEC/EN 62040-2				
Performance	IEC/EN 62040-3				
Environmental	full compliance with the RoHS EU directive				
Seismic compliance	on demand, in accordance with the Uniform Building Code UBC-1997 Zone 4				
Product declaration	CE, EAC, UKCA				

(1) According to the model.

MASTERYS GP4

Superior reliability and performance
from 10 to 160 kVA/kW



gammme_755.jpg

Function

MASTERYS GP4 is the most advanced medium power monolithic UPS solution. With reliability engineered-in - to guarantee uptime, innovative features to maximise energy efficiency and intelligent capability fit for the future.

Advantages

Superior design and reliability

- Oversized design margin: reliability first.
- Certified seismic resistance.
- Superior and officially attested MTBF.
- Long product life expectancy.

Unrivalled serviceability

- UPS architecture eliminates single point of failure associated with traditional monolithic UPS.
- Fault tolerant concept provides double conversion mode redundancy to a minimum of 50% of rated power in the worst case scenario (60-160 kW).
- Self-sufficient power bricks.
- Based on our field proven medium power platform.
- Limited number of power converters - each designed to eliminate potential fault propagation for best MTBF.
- Powerful and robust static bypass.
- Innovative maintenance thanks to brick architecture.
- Rapid repairs: 5 times faster than legacy UPS.
- Totally front access maintenance.

Embedded digital technology

- IoT ready device for access to connected services.
- eWIRE mobile app for AR guided installation and reporting.
- SoLive UPS mobile app for remote control and anomaly notification.
- Easy integration in LAN/WAN and virtual environments.

Certified performance

- Full performance up to 40 °C without derating and without specific conditions.
- Energy savings - without compromise: 96.5% efficiency in VFI.
- Up to 99% efficiency in "ECO" mode.
- Performance tested and verified by TÜV SÜD.

User and environmentally friendly

- Ergonomics designed to simplify usage.
- Ready for upcoming eco-regulations.
- RoHS compliant.
- Halogen-free cables.
- 25+ languages available on the mimic panel.

Extended and flexible back-up time

- High density internal battery engineering reduces footprint significantly.
- Internal battery up to 80 kW included.
- Fast recharge - even for very long back-up time.
- Li-Ion battery technology-ready.

The solution for

- > Healthcare
- > Industry


Strong points

- > Superior design and reliability
- > Unrivalled serviceability
- > Embedded digital technology
- > Certified performance
- > User and environmentally friendly
- > Extended and flexible back-up time


Conformity to standards

- > IEC/EN 62040-1, IEC/EN 62040-2
- > EN 62040-3
- > CE
- > UKCA
- > EAC


Certifications and attestations



The MASTERYS GP4 series is certified by TÜV SÜD with regard to product safety (EN 62040-1).



Seismic resistant
The MASTERYS GP4 units have successfully passed severe tests to verify their resistance to withstand Zone 4 seismic events.



EU CODE OF CONDUCT
ELITE UPS

Advantages



3 LEVEL TECHNOLOGY



96.5% EFFICIENCY



PF 1



RoHS COMPLIANT



Li-Ion

Ready for Li-Ion battery

eWIRE



Download on the App Store



Get it on Google Play

qrcode 219 a gb

SoLive UPS





Download on the App Store



Get it on Google Play

General characteristics

- Dual input mains.
- Internal maintenance bypass switch.
- Input mains switch breaker.
- Output switch breaker.
- Auxiliary mains switch breaker.
- Backfeed protection: detection circuit.
- Full compatibility with generators.
- Normal and long-life battery up to 80 kW.
- Distributed or shared battery for energy storage optimization on parallel systems.

Remote monitoring and cloud services

- SoLink: Socomec 24/7 remote monitoring service connecting your installation to the nearest Socomec Service Centre.
- SoLive UPS: mobile app enabling the monitoring of the UPS systems from a smartphone.

Standard communication features

- User-friendly 7" touch screen with multilingual colour graphic display (60-160 kVA/kW).
- 2 slots for communication options.
- USB port for downloading UPS report and log file.
- Ethernet port for service purposes.

Electrical options

- 3-phase input without neutral.
- Internal backfeed isolation device.
- Common mains coupling bars.
- TN-C grounding system.
- ACS synchronization system.
- IP21 degree of protection.
- Top cabling kit.
- Top ventilation kit.
- Redundant bypass fan.
- Seismic bracing kit.

Communication options

- Dry-contact interface (configurable voltage-free contacts).
- MODBUS RTU RS485 or TCP.
- PROFIBUS / PROFINET gateway.
- BACnet/IP interface.
- NET VISION: professional WEB/SNMP Ethernet interface for secure UPS monitoring and remote automatic shutdown.
- REMOTE VIEW PRO supervision software.
- IoT gateway for Socomec cloud services and SoLive UPS mobile app.
- Remote touch-screen panel.
- User-friendly 7" touch screen with multilingual colour graphic display (10-40 kVA/kW).

Technical data

MASTERYS GP4										
Sn [kVA]	10	15	20	30	40	60	80	100	120	160
Pn [kW]	10	15	20	30	40	60	80	100	120	160
Input / output 3/1	•	•	•	-	-	-	-	-	-	-
Input / output 3/3	•	•	•	•	•	•	•	•	•	•
Parallel configuration	up to 6 units									
INPUT										
Rated voltage	400 V 3ph+N (3 wire input also available on demand)									
Voltage tolerance	240 V to 480 V									
Rated frequency	40-70 Hz									
OUTPUT										
Power factor	1 (according to IEC / EN 62040-3)									
Rated voltage	1ph + N: 230 V (can be configured 220/240 V) 3ph + N: 400 V (can be configured 380/415 V)									
Rated frequency	50/60 Hz									
EFFICIENCY (TÜV SÜD VERIFIED)										
Double conversion VFI mode	up to 96.5%									
Eco Mode	up to 99%									
BATTERIES										
Technologies	VRLA, NiCd, Li-Ion Battery									
INTERNAL BACK-UP TIME (MINUTES) ⁽¹⁾										
S4	31	19	13	7	5					
M4	90	57	40	24	17					
T6						11	8			
ENVIRONMENT										
Operating ambient temperature	full performance up to +40 °C									
UPS CABINET										
Weight	depends on the number of batteries installed - contact us									
Degree of protection	IP20 (IP21 on demand)									
Colours	RAL 7016									
ADVANCED SERVICE PERFORMANCE										
Life extension	service programme to avoid end of life									
Quick repair	5 times less MTTR than legacy UPS by removable front access parts									
STANDARDS										
Safety	IEC/EN 62040-1									
EMC	IEC/EN 62040-2									
Performance	EN 62040-3									
Environmental	full compliance with the RoHS EU directive									
Seismic compliance	on demand, in accordance with the Uniform Building Code UBC-1997 Zone 4									
Product declaration	CE, EAC, UKCA									

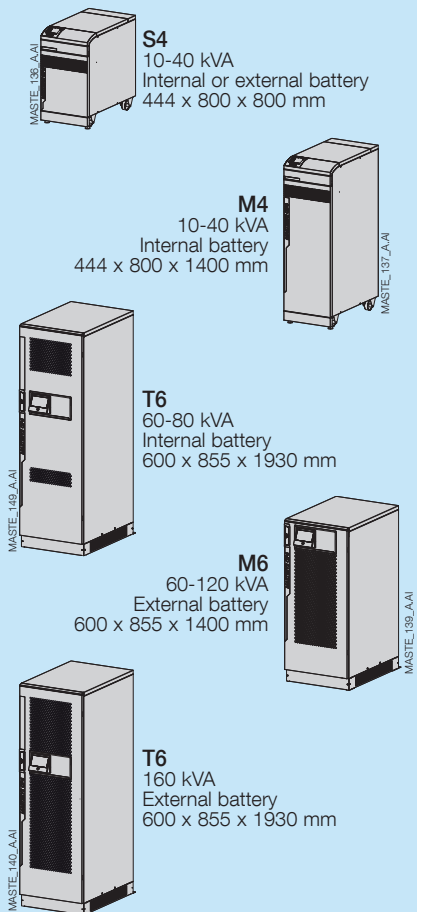
(1) @80% of rated load PF 1.

Designed for availability

> MTBF VFI*: 350,000 hrs

* Officially attested.

UPS dimensions (WxDxH)



DELPHYS GP

High-efficiency protection without compromise
from 160 to 800 kVA/kW

Superior



GAMME 739/PSD

Energy saving + Full rated power = reduced TCO

Function

The Delphys Green Power range is a monolithic UPS solution designed to meet performance and service continuity requirements.

Scalable up to 4MW, the Delphys GP covers a wide range of power which has proven itself to the most demanding customers in different types of high criticality applications.

Advantages

Energy saving: high efficiency without compromise

- Offers the highest efficiency in the market using VFI – Double Conversion Mode, the only UPS working-mode that assures total load protection against all mains quality problems.
- Ultra high efficiency output independently tested and verified by an international certification organization in a wide range of load and voltage operating condition.
- Ultra high efficiency in VFI mode is provided by an innovative topology (3-Level technology) that has been developed for all the Green Power 2.0 UPS ranges.

Full rated power: kW=kVA

- No power downgrading when supplying the latest generation of servers (leading or unity power factor).
- Real full power, according to IEC 62040: kW=kVA (unity power factor design) means 25% more active power available compared to legacy UPS.
- Suitable also for leading power factor loads down to 0.9 without apparent power derating.

Significant cost-saving (TCO)

- Maximum energy saving thanks to 96% efficiency in true double conversion mode: 50% saving on energy losses compared to legacy UPS gives significant savings in energy bill.
- Up to 99% efficiency with FAST ECOMODE.
- UPS «self-paying» with energy saving.
- Energy Saver mode for global efficiency improvement on parallel systems.
- kW=kVA means maximum power available with the same UPS rating: no overdesign cost and therefore less €/kW.
- Upstream infrastructure cost optimization (sources and distribution), thanks to high performance IGBT rectifier.
- Extended battery life and performance: long life battery and very wide input voltage and frequency acceptance, without battery use.
- EBS (Expert Battery System) charging management improves battery service life.
- BCR (Battery Capacity Re-injection) removes the constraints of using an additional load bank for the battery discharge test: it consists in re-injecting the energy stored in the batteries to other applications.

The solution for

- > Healthcare
- > Industry

Strong points

- > Energy saving: high efficiency without compromise
- > Full rated power: kW=kVA
- > Significant cost-saving (TCO))

Conformity to standards

- > IEC/EN 62040-1
- > AS 62040.1.1
- > AS 62040.1.2
- > IEC/EN 62040-2
- > AS 62040,2
- > IEC/EN 62040-3
- > AS 62040,3
- > CE, RCM (E2376)

Certifications and attestations



BUREAU VERITAS
DELPHYS GP is attested by Bureau Veritas




VIRLAB
DELPHYS GP 160, 200 and 500 kVA/kW are seismic certified by Virlab



Advantages



Ready for Li-Ion battery



Battery Capacity Re-injection

Parallel systems

To fulfil the most demanding needs for power supply availability, flexibility and the installation to be upgraded.

- Modular parallel configurations up to 4MW, development without constraint.
- Distributed or centralized bypass flexibility to ensure a perfect compatibility with the electrical infrastructure.
- Twin channel architecture with Static Transfer Systems.
- Distributed or shared battery for energy storage optimization on parallel systems.

General characteristics

- Integrated maintenance bypass for single unit (and 1+1 system).
- Backfeed protection: detection circuit.
- EBS (Expert Battery System) for battery management.
- Redundant cooling.
- Battery temperature sensor.

Electrical options

- Separated or common input mains.
- External maintenance bypass.
- Extended battery charger capability.
- Shared battery.
- Compatible with different battery technologies (e.g. Li-Ion, Ni-Cd...).
- Galvanic isolation transformer.
- Backfeed isolation device.
- ACS synchronisation system.
- BCR (Battery Capacity Re-injection).
- FAST ECOMODE.

Technical data

DELPHYS GP									
Sn [kVA]	160	200	250	300	400	500	600	800	1000
Pn [kW]	160	200	250	300	400	500	600	800	1000
Input/output	3/3								
Parallel configuration	up to 4 MW								
INPUT									
Rated voltage	400 V 3ph								
Voltage tolerance	200 V to 480 V ⁽¹⁾								
Rated frequency	50/60 Hz								
Frequency tolerance	± 10 Hz								
Power factor / THDI	> 0.99 / < 2.5% ⁽³⁾								
OUTPUT									
Power factor	1 (according to IEC/EN 62040-3)								
Rated voltage	3ph + N 400 V								
Voltage tolerance static load	± 1 % dynamic load in accordance with VFI-SS-111								
Rated frequency	50/60 Hz								
Frequency tolerance	± 2% (configurable for GenSet compatibility)								
Total output voltage distortion linear load	ThdU < 1.5%								
Total output voltage distortion non-linear load (IEC 62040-3)	ThdU < 3%								
Short-circuit current ⁽²⁾	up to 3.4 x In								
BYPASS									
Rated voltage	rated output voltage								
Voltage tolerance	± 15% (configurable from 10% to 20%)								
Rated frequency	50/60 Hz								
Frequency tolerance	± 2% (configurable for GenSet compatibility)								
EFFICIENCY									
Online mode @ 40 % of load	up to 96%								
Online mode @ 75 % of load	up to 96%								
Online mode @ 100 % of load	up to 96%								
Fast EcoMode	up to 99%								
ENVIRONMENT									
Operating ambient temperature	from 0 °C up to +40 ⁽¹⁾ °C (from 15 °C to 25 °C for maximum battery life)								
Relative humidity	0 % - 95 % without condensation								
Maximum altitude	1000 m without derating (max. 3000 m)								
Acoustic level at 1 m (ISO 3746)	< 65 dBA	< 67 dBA	< 70 dBA	< 72 dBA	< 74 dBA				
UPS CABINET									
Dimensions	W	700 mm	1000 mm	1400 mm	1600 mm	2800 mm	3510 mm	3910 mm	
	D	800 mm	950 mm	800 mm	950 mm		950 mm		
	H		1930 mm				2060 mm		
Weight	470 kg	490 kg	850 kg	900 kg	1000 kg	1500 kg	2300 kg	2800 kg	3850 kg
Degree of protection	IP20 (other IP as option)								
Colours	cabinet: RAL 7012, door: silver grey								
STANDARDS									
Safety	IEC/EN 62040-1, AS 62040.1.1, AS 62040.1.2								
EMC	IEC/EN 62040-2, AS 62040.2								
Performance	IEC/EN 62040-3, AS 62040.3								
Seismic compliance ⁽⁴⁾	Uniform Building Code UBC-1997, EN 60068-3-3/1993 (seismic), EN 60068-2-6/2008 (sinusoidal), EN 60068-2-47/2005 (mounting).								
Product declaration	CE, RoHS (E2376), UKCA								

(1) Conditions apply. (2) Worst condition (Auxiliary Mains not available). (3) With input THDI < 1%. (4) 160, 200 and 500 kVA/kW models.

Standard communication features

- User-friendly 7" touch-screen multilingual colour graphic display.
- 2 slots for communication options.
- USB port to download UPS report and log file.
- Ethernet port for service purpose.

Communication options

- Dry-contact interface (configurable voltagefree contacts).
- MODBUS RTU RS485 or MODBUS TCP.
- PROFIBUS / PROFINET gateway.
- BACnet/IP interface.
- NET VISION: professional WEB/SNMP Ethernet interface for secure UPS monitoring and remote automatic shutdown.
- REMOTE VIEW PRO supervision software.
- IoT gateway for Socomec cloud services and SOLIVE UPS mobile app.
- Remote touch-screen panel.
- Additional Com-slot extension.

Remote monitoring and cloud services

- SoLink: Socomec 24/7 remote monitoring service connecting your installation to the nearest Socomec Service Centre.
- SoLive UPS: mobile app enabling the monitoring of the UPS systems from a smartphone.

Expert services

We offer services to ensure your UPS highest availability:

- > Commissioning
- > On-site intervention
- > Preventive maintenance visits
- > 24-hour call out and rapid on-site repairs
- > Maintenance packages
- > Training



www.socomec.com/services

DELPHYS XL

High Power UPS

1000 and 1200 kVA/kW



DELPHYS XL 1200 kVA



Smart
conversion
mode

The solution for

- > Data centre
- > Industry
- > Building

Strong points

- > Flexible integration with an optimised footprint
- > Unmatched resiliency to maximise availability
- > Best in class energy management & savings
- > Critical chain interoperability
- > Easy and safe maintenance supporting low MTTR

Conformity to standards

- > EN/IEC 62040-1
- > EN/IEC 62040-2
- > EN/IEC 62040-3
- > EN/IEC 62040-4

Certifications and attestations



Advantages

99.1%
smart
conversion

97.1%
EFFICIENCY

PF
1

kW
=
kVA

Experts services

- > Unlock the power of digital services



Function

DELPHYS XL is a highly compact UPS with best in class efficiency offering inherent redundancy and allowing by design, fast & safe maintenance operation. A fully resilient UPS architecture eliminating traditional single points of failure.

Advantages

Flexible integration with an optimised footprint

- High power UPS packed into a compact and optimised design.
- Highly flexible connection to your electrical environment.
- Easy and fast deployment of the entire UPS system.
- Up to 70% space saving when combined with lithium-ion batteries.
- Advanced on-site testing features to certify commissioning.

Unmatched resiliency to maximise availability

- UPS architecture eliminates single point of failure related to traditional monolithic UPS.
- Fault tolerant concept provides double conversion mode redundancy up to 80% of the rated power.
- Self-sufficient power bricks with advanced selective disconnection.
- Based on our field proven high power XL platform.
- Limited number of power converters - each designed to eliminate potential fault propagation for best MTBF.
- Powerful and robust static bypass.

Best in class energy management & savings

- 99,1% efficiency with our Smart Conversion Mode.
- 97,1% VFI mode as standard.
- ENERGY SAVER for higher system efficiency under low load conditions (bricks in hot stand-by).
- Multiple advanced operating and testing mode to minimise TCO.
- Ready for grid support functionalities.

Critical chain interoperability

- Designed to fit any data centre power distribution architecture.
- Advanced functionalities to ensure Genset stability upon restart or significant variation in loads.
- Designed to coordinate perfectly with our downstream connected STS.
- Supports even the most challenging load variation.

Easy and safe maintenance supporting low MTTR

- Reduced MTTR supported by coldextractable power bricks.
- No cabling operation required to slide-out a power brick.
- Front access to all components.
- Safe servicing thanks to “hands outside” maintenance.
- Maintenance station with embedded operating power brick as a spare.
- Option to test the UPS and batteries without load when carrying out maintenance activities.

UPS flexibility

- Common or separate rectifier and mains bypass.
- Top and bottom cable entry or bus bar flanges.
- Multiple DC connection capability
- Compatible with different energy storage technologies (e.g. Li-Ion, VRLA, Ni-Cd...).

General characteristics

- Intrinsic redundancy with selective fault disconnection.
- Redundant cooling.
- Unit heat run test - without dummy load bench.
- External breakers position management.
- Backfeed protection: detection circuit.
- Energy saver mode.
- Rails and trolley for power brick extraction or cold-swap.

Electrical options

- Input, output and maintenance bypass switches.
- PEN kit for TN-C grounding system.
- Reinforced battery charger.
- Battery protection tripping kit.
- SMART CONVERSION mode.
- BCR (Battery Capacity Re-injection).
- ACS synchronisation system.
- Cold start.
- Maintenance Station with spare power conversion brick.
- Advanced Genset Management..

Standard communication features

- User-friendly 7" touch-screen multilingual colour graphic display.
- USB port to download UPS reports and log files.
- Ethernet port for service purposes..

Communication options

- Dry-contact interface (configurable voltage-free contacts).
- MODBUS RTU RS485 or TCP.
- BACnet/IP interface.
- NET VISION: professional WEB/ SNMP Ethernet interface for secure UPS monitoring and remote automatic shutdown.
- NET VISION EMD: Environment Temperature and Humidity sensor with 2 inputs.
- Remote View Pro supervision software.
- Remote touch-screen panel..

Technical data

UPS power rating	1 000 kVA / kW	1 200 kVA / kW
Efficiency in Double Conversion Mode	Up to 97,1% - certified by third party	
Efficiency in Smart Conversion Mode	Up to 99,1% - certified by third party	
Parallel capability	Up to 4 units	
INPUTS		
Nominal input voltage	380 / 400 / 415V - 3Ph or 3Ph+N	
Input voltage tolerance*	200 to 480V	
Input connection	Common or separated / top or bottom	
Frequency range	50/60Hz ± 10%	
Input power factor / THDi	> 0.99 / < 1.5% @ full load	
Power walk-in on Genset	Linear ramp - from 1A/sec to 1000A/sec	
OUTPUTS		
Nominal output voltage	380 / 400 / 415V - 3Ph or 3Ph+N	
Frequency range	50/60Hz ± 0.01% (free running)	
Voltage regulation	± 1% steady state	
Output voltage distortion (THDv)	< 1%	
Output voltage performance (load variation 0 - 100%)	Complies with IEC 62040-3 Class 1 (VFI-SS-111)	
Inverter overload capability	110% 1h / 125% 10 min / 150% 1 min	
Bypass overload capability	110% continuous / 125% 10 min / 150% 1 min	
Inverter short circuit capability	up to 3230 A	up to 4090 A
Bypass short circuit selectivity	Fuseless architecture (I _{cw} 65kA)	
BATTERIES		
Battery type - 2 wires (+/-)	VRLA / Lithium-ion	
Battery voltage range	Up to 705 V	
Battery connection capability	Up to 10 strings (w/o extra cabinet)	
Lithium-ion communication	Modbus TCP / dry contact	
ENVIRONMENT		
Operating temperature	0 - 40°C	
Humidity	0 - 95% without condensation	
Air flow	From front to top	
Maximum altitude without derating	1000m (3,300 ft)	
Standard protection rating	IP20 / IP21 (optional)	
Seismic rating	Zone 2 / Zone 4 (optional)	
Frame colour	RAL 7016	
DIMENSIONS AND WEIGHT		
UPS dimensions (W x D x H)	2625 x 1000 x 2005	3003 x 1000 x 2005
Weight	2600 kg	3200 kg
Clearance	No rear or lateral clearance for installation and maintenance	

Expert services

- SoLink: Socomec's 24/7 remote monitoring service connecting your installation to the nearest Socomec Service Centre.
- SoLive UPS: a mobile app to monitor all your UPS systems from a smartphone.
- Maintenance contract.
- Power brick as a spare on site.
- Remote troubleshooting.



DELPHYS XL

Optional services for maintenance contract

power brick as a spare for DELPHYS XL UPS



Take advantage of the "Power brick as a spare" option of your service contract and maximise the availability of your DELPHYS XL UPS.

Coupled with a maintenance station, you can have a spare power brick kept in working order at all times near your DELPHYS XL.

Maintaining availability

With its internal redundancy, should a power brick fail the DELPHYS XL UPS will continue to operate in double conversion mode provided that the operating load does not exceed 80% of the nominal load.

"All inclusive" option

We provide the spare brick and maintenance station, with a Socomec expert carrying out the maintenance (including brick spare parts and consumables).

Minimises MTTR

When we replace and repair the faulty brick, we need no more than 30 minutes to bypass the load as we replace the brick. We can schedule in the work to suit the terms of your service contract.

A solution that counts as an operating expense (OPEX)

With this option, you can keep on top of your finances without impacting your cashflow.

Key points

- > Reduced MTTR
- > Operational power brick kept at the customer's site
- > Manage a complete brick rather than spare parts
- > Use this option to cover the needs of multiple machines installed at the same site
- > Socomec accepts ownership and liability for the brick



For outstanding resiliency -
that's rightsized...

... and for unsurpassed
efficiency - that's proven.

Having received the 2022 Global UPS
Customer Value Leadership award from
Frost & Sullivan, as well as being part of Elite
UPS, we're raising the bar to create an evolution
in Data Centre critical power architecture.



“Smart, secure, sustainable.
A mark of UPS efficiency that’s fit
for the future.”



“Businesses and products
that demonstrate excellence
in innovation and that leverage
developmental technologies.”



DELPHYS XL

MASTERYS IP+

Robust, highly reliable protection for harsh environments
from 10 to 80 kVA

Superior



The solution for

> Energy

Strong points

- > Designed for the most demanding applications
- > Process continuity
- > Easy integration into industrial networks

Conformity to standards

- > IEC/EN 62040, IEC/EN 62040-1, IEC/EN 62040-3
- > AS 62040.1.1, AS 62040.1.2, AS 62040.2, AS 62040.3
- > CE
- > RCM (E2376)

Certifications and attestations



The MASTERYS IP+ series is certified by TUV SUD with regard to product safety (EN 62040-1).

Advantages



Expert services

We offer services to ensure your UPS highest availability:

- > Commissioning
- > On-site intervention
- > Preventive maintenance visits
- > 24-hour call out and rapid on-site repairs
- > Maintenance packages
- > Training



www.socomec.com/services

Function

Specially engineered to power and protect typical industrial equipments such as motors, motor speed drivers, lamps, non linear loads, welding equipments, power supplies, MASTERYS IP+ is also perfectly able to supply control equipments like programmable controllers, sensors and measurement apparatus and integrates perfectly into the most demanding industrial environments.

Advantages

Designed for the most demanding applications

- Designed to protect industrial processes.
- A compact solution with isolation transformer and integrated batteries.
- Robust enclosure (2 mm thick heavy steel structure).
- Floor anchoring (to prevent tilting).
- Standard IP31 protection degree.
- Dust and water splash resistant enclosure (IP52) with easy replaceable dust filters (option).
- Operation at temperature up to 50 °C.
- Wide input voltage tolerance from -40 % up to +20 % of nominal voltage.
- Double EMC immunity compared to UPS international standard IEC 62040-2.
- Double overvoltage protection.

Process continuity

- Frontal access for input/output cabling, spares replacement and preventative maintenance.
- Scalable power and high availability (using redundancy), with the facility to parallel up to 6 units.

Easy integration into industrial networks

- Input power factor - 0.99 and input current harmonic distortion < 3% thanks to IGBT rectifier.
- Compatible with Open Vented Lead Acid, Valve Regulated Lead Acid (VRLA) and Nickel Cadmium batteries.
- User-friendly multilingual interface with graphic display.
- Flexible communication boards for every industrial communication need: dry contacts, MODBUS, PROFIBUS, etc.
- Fully compatible with generator sets.
- K-rated galvanic isolation transformer embedded.
- Adaptation to typical industrial voltages (input and output).

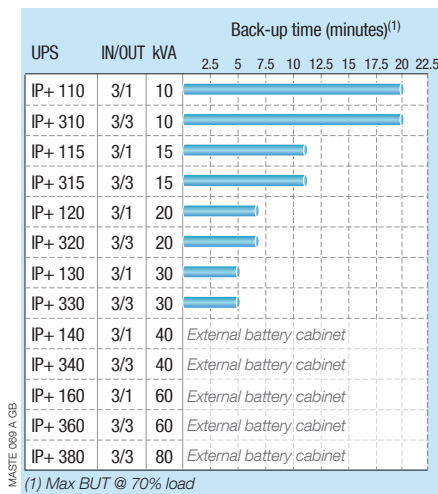
For industrial loads

- 100 % non-linear loads.
- 100 % unbalanced loads.
- 100 % "6-pulse" loads (motor speed drivers, welding equipment, power supplies...).
- Motors, lamps, capacitive loads.

General characteristics

- Dual input mains.
- Internal maintenance bypass.
- Backfeed protection: detection circuit.
- EBS (Expert Battery System) for battery management.

UPS and batteries



Electrical options

- Long-life batteries.
- External battery cabinet (degree of protection up to IP32).
- External temperature sensor.
- Additional battery chargers.
- Additional transformer.
- Parallel kit.
- Cold start.
- ACS synchronization system.
- Neutral creation kit for mains without neutral.
- Tropicalization and anti-corrosion protection for electrical boards.

Technical data

MASTERYS IP+ 10-80							
Sn [kVA]	10	15	20	30	40	60	80
Pn [kW] - 3/1	9	13.5	18	27	32	48	-
Pn [kW] - 3/3	9	13.5	18	27	36	48	64
Parallel configuration ⁽¹⁾	up to 6 units						
INPUT							
Rated voltage	400 V						
Voltage tolerance	± 20% ⁽²⁾ (up to -40% @ 50% of rated power)						
Rated frequency	50/60 Hz						
Frequency tolerance	± 10%						
Power factor / THDI ⁽³⁾	0.99 / < 3%						
OUTPUT							
Rated voltage	1ph + N: 230 V (can be configured 220/240 V) 3ph + N: 400 V (380/415 V configurable)						
Voltage tolerance	± 1%						
Rated frequency	50/60 Hz						
Frequency tolerance	± 2% (configurable from 1% to 8% with generating set)						
Total output voltage distortion - linear load	< 1%						
Total output voltage distortion - non-linear load	< 5%						
Overload	125% for 10 minutes, 150% for 1 minute ⁽²⁾						
Crest factor	3:1 (complying with IEC 62040-3)						
BYPASS							
Rated voltage	1ph + N: 230 V, 3ph + N: 400 V						
Voltage tolerance	± 15% (configurable from 10% to 20% with generating set)						
Rated frequency	50/60 Hz						
Frequency tolerance	± 2% (configurable from 1% to 8% with generating set)						
ENVIRONMENT							
Operating ambient temperature	from 0 °C up to +50 °C ⁽²⁾ (from 15 °C to 25 °C for maximum battery life)						
Relative humidity	0% - 95% without condensation						
Maximum altitude	1000 m without derating (max. 3000 m)						
Acoustic level at 1 m (ISO 3746)	< 52 dBA	< 55 dBA	< 65 dBA				
UPS CABINET							
Dimensions (3/1) W x D x H	600 x 800 x 1400 mm			1000 x 835 x 1400 mm		-	
Dimensions (3/3) W x D x H	600 x 800 x 1400 mm			1000 x 835 x 1400 mm		-	
Weight (3/1)	230 kg	250 kg	270 kg	330 kg	490 kg	540 kg	-
Weight (3/3)	230 kg	250 kg	270 kg	320 kg	370 kg	500 kg	550 kg
Degree of protection (according to IEC 60529)	IP31 and IP52			IP31			
Colours	RAL 7012						
STANDARDS							
Safety	IEC/EN 62040-1, AS 62040.1.1, AS 62040.1.2						
EMC	IEC/EN 62040-2, AS 62040.2						
Performance	IEC/EN 62040-3, AS 62040.3						
Product declaration	CE, RCM (E2376), UKCA						

(1) With transformer on input/bypass side. - (2) Conditions apply.
(3) At source THDV < 2% and nominal load.

Standard communication features

- Multilanguage graphic display.
- MODBUS RTU.
- Dry-contact interface (configurable voltagefree contacts).
- Ethernet interface for UPS monitoring via WEB pages.

Communication options

- 2 slots for communication options.
- MODBUS RTU RS485 or MODBUS TCP.
- PROFIBUS / PROFINET gateway.
- BACnet/IP interface.
- NET VISION: professional WEB/ SNMP Ethernet interface for secure UPS monitoring and remote automatic shutdown.
- REMOTE VIEW PRO supervision software
- IoT gateway for Socomec cloud services and SOLIVE UPS mobile app.

Remote monitoring and cloud services

- SoLink: Socomec 24/7 remote monitoring service connecting your installation to the nearest Socomec Service Centre.
- SoLive UPS: mobile app enabling the monitoring of the UPS systems from a smartphone.

STATYS XS

Reliable transfer system for redundant power supply

16 and 32 A - Rack mounted



GAMME_BRO_PSD

The solution for

- > Data centre
- > Industry

Strong points

- > Ensured power continuity
- > Easy rack integration
- > Hot-swappable version
- > Agility and ease of use
- > Flexible remote management

Conformity to standards

- > IEC 60950-1
- > IEC/EN 62310-2
- > DEEE
- > ROHS
- > CE

Avantages

NON-STOP



Certifications et attestations

RoHS
COMPLIANT

Function

Provides redundant power supply to single-corded It equipment.

Advantages

Ensured power continuity

- Powered by two independent sources.
- A competitive alternative to redundant power supply (dual-corded) in the equipment cabinet in terms of price and features.
- Fast transfer time without source overlapping (ITIC curve compliant).
- Maintenance-free equipment.

Easy rack integration

- Easy installation in 19" rack cabinets.
- Compact enclosure saving valuable cabinet rack space.
- Plug and Play devices pre-configured according to Socomec's STS field experience.
- Easy and quick connection of the loads via multiple IEC 320 outlets.
- Integrated backfeed protection device for even easier electrical integration.

Hot-swappable version

- Easy extraction and replacement of control and power unit without load interruption.
- Reduced MTTR.
- Front mounted double bypass protected against miss manipulation.
- Flexible load connection via fully rated terminal (up to 35 mm²) or locking IEC sockets.

Agility and ease of use

- Front panel with LCD display for intuitive control and easy management
- Source selection from the front panel without modifying the cabling
- Automatic and manual transfer
- Synchronised and non-synchronised source management
- LCD display of all input and output values
- Configuration tool for easy customisation of rated voltage, monitoring parameters/ tolerances, functionalities and operation.

Flexible remote management

- Remote management via LAN networks (SNMP).
- Real-time monitoring (RS485).
- Configurable dry contacts communication port via local setup connection port.
- USB port & RS232 port for STATYS XS local monitoring.

General characteristics

- Competitive alternative to redundant power supply at IT equipment level (dual corded).
- Easy to install and use (Plug and play).
- Ease of use - Intuitive operation.
- Numerous outlets to connect IT equipment.
- Ethernet connection capability for remote monitoring.
- Fast and secured module replacement with no load interruption.

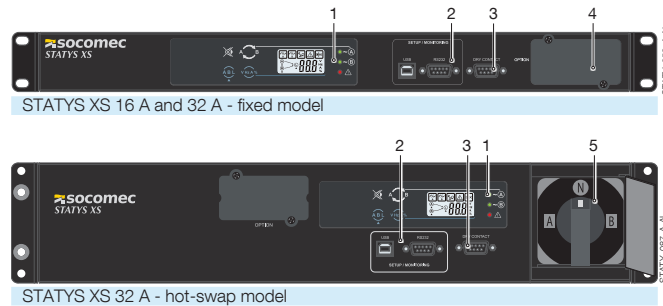
Standard communication features

- 1 slot for communication options.
- USB & MODBUS RTU (RS232) port for local management

Communication options

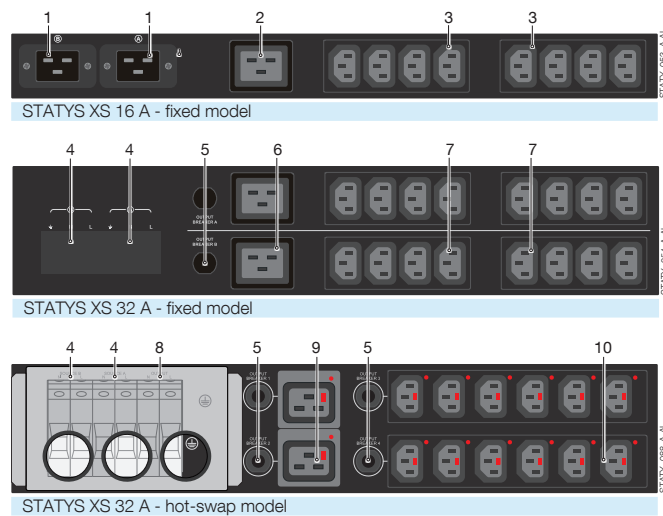
- SNMP option card: WEB/SNMP interface for remote monitoring and management.
- Serial link option card: RS485 interface for real time monitoring

Front view



1. Control and monitoring panel
2. Setup connection ports
3. Dry contacts port
4. Slot for RS485 or SNMP board
5. Front-mounted bypass

Connections



1. Source input sockets (2x IEC 320-C20)
2. 16 A output socket (IEC 320-C19)
3. 10 A output sockets (2x 4x IEC 320-C13)
4. Source input terminals
5. Output protections
6. 16 A output sockets (2x IEC 320-C19)
7. 10 A output sockets (2x 8x IEC 320-C13)
8. Source output terminals
9. 16 A locking output sockets (2x IEC 320-C19)
10. 10 A locking output sockets (2x 6x IEC 320-C13)

Technical data

Model	STATYS XS		
	16 A - fixed model	32 A - fixed model	32 A - hot-swap model
INPUT / OUTPUT			
Rated current	16 A (configurable 10 to 16 A)	32 A (configurable 20 to 32 A)	32 A (configurable 16 to 32 A)
Rated voltage	200 / 208 / 220 / 230 / 240 V		
Voltage tolerance	± 10% (configurable)		
Rated frequency	50/60 Hz		
Frequency tolerance	± 10% (configurable)		
Transfer time	ITIC curve compliant		
Admitted overload	125% for 1 minute, 150% for 30 seconds		
CONNECTIONS			
Input	2 x IEC C20 (16 A)	Terminal 1x 6P (10 mm ²)	Terminal 1x4P (up to 35 mm ²)
Output	1 x IEC C19 (16 A), 8 x IEC C13 (10 A)	2 x IEC C19 (16 A), 16 x IEC C13 (10 A)	2 x locking IEC C19 (16 A), 12 x locking IEC C13 (10 A), terminal 1 x 2P (up to 35 mm ²)
COMMUNICATION AND USER INTERFACES			
Display	LCD display		
Standard communication features	slot for optional communication board, 5 dry contacts (voltage-free, configurable), setup connection port for configuration tool		
Communication options	SNMP card, RS485 card		
ENVIRONMENT			
Operating ambient temperature	up to +40 °C		
Relative humidity	5% to 90% without condensation		
Acoustic level at 1 m (ISO 3746)	< 25 dBA		
MECHANICAL SPECIFICATIONS			
Dimensions W x D x H	440 (19") x 285 x 44 mm (1U)	440 (19") x 360 x 88 mm (2U)	440 (19") x 420 x 88 mm (2U)
Weight	4 kg	6 kg	9 kg
STANDARDS			
Directives	2014/35/UE, 2014/30/UE		
Standards	IEC60950-1, CEI/EN 62310-2		
Environmental	WEEE, ROHS		
Product declaration	CE		



Prime

Single-phase UPS



NETYS PE
from 600 to 2000 VA
p. 68



NETYS PR
Mini Tower
from 1000 to 2000 VA
p. 70



NETYS PR
Rack/Tower
from 1700 to 3300 VA
p. 72



OFYS RT
from 1 to 6 kVA
p. 74



ITYS
from 1 to 10 kVA
p. 76



ITYS E
from 1 to 10 kVA
p. 78



ITYS ES
from 1000 to 3000 kVA
p. 80

Three-phase UPS



MASTERYS BC+ FLEX
from 10 to 40 kVA
p. 82



MASTERYS BC+
from 10 to 160 kVA
p. 84



DELPHYS BC
from 200 to 300 kVA
p. 86

Transformer-based UPS



DELPHYS MP Elite+
from 80 to 200 kVA
p. 88



ITYS EM+
2 and 6 kVA
p. 90



MASTERYS EM+
from 10 to 120 kVA
p. 92



DELPHYS EM
160 and 200 kVA
p. 94

Trustworthy power



UPS and AC/DC solutions providing a reliable and cost effective protection to assure operational power continuity.

NETYS PE

Practical and cost-effective protection
from 600 to 2000 VA



NETYS PE
600/650/850 VA

NETYS PE
1000 VA

NETYS PE
1500/2000 VA

Strong points

- > Ideal and cost-effective protection for SOHO or POS applications
- > Easy to use
- > A solution for network power cuts and voltage fluctuations
- > Simplified connection
- > Protection for your data line

Conformité aux normes

- > IEC/EN 62040-1, IEC/EN 62040-2
- > AS 62040.1.1, AS 62040.1.2, AS 62040.2
- > CE
- > RCM (E2376)

Technology

- > VI “line interactive” with AVR, step wave

Certifications and attestations



Function

Protection for small office, personal or point-of-sale applications.

Advantages

Ideal and cost-effective protection for SOHO or POS applications

- Adapted to protect IT applications in home, office and retail environments.
- A complete range of six models to adapt the power to the equipment's consumption or to required back-up time

Easy to use

- Control panel with graphical icons LCD/LEDs allowing the operating mode to be easily monitored.

A solution for network power cuts and voltage fluctuations

The integrated AVR function (Automatic Voltage Regulation) stabilizes the output voltage and avoids the switching to Battery Mode operation, therefore saving the battery to support critical power cut events.

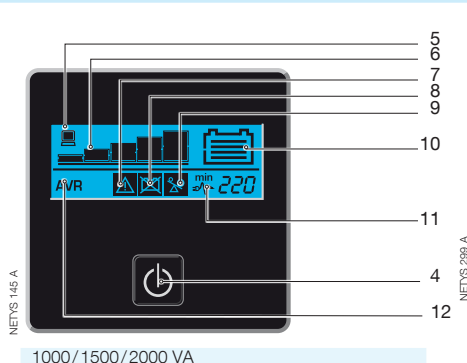
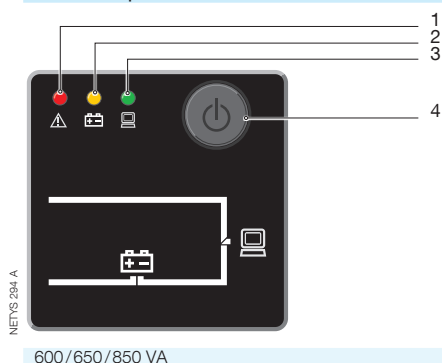
Simplified connection

Several IEC 320 sockets (IT standard) simplify the connectivity to computer and IT peripherals.

Protection for your data line

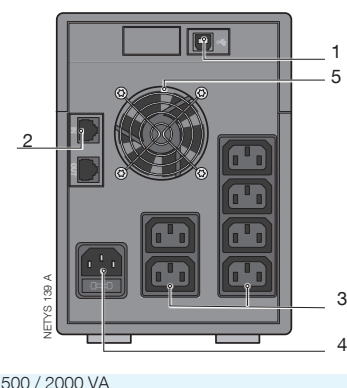
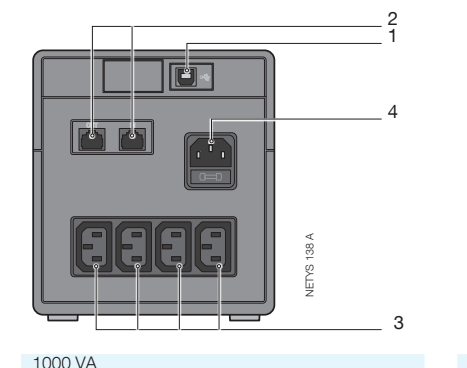
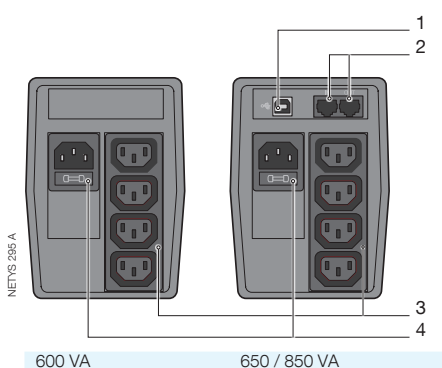
Integrated NTP protection for LAN/ADSL connection against the risk of data line overvoltage.

Control panel



1. Alarm
2. Operation with battery
3. Normal operation
4. On / Off
5. Load present
6. Load level (5 steps)
7. General Alarm
8. Battery fault / Replace the battery
9. Overload
10. Battery capacity
11. Normal mode / Battery mode (flashing)
12. Automatic Voltage / Regulation active

Connections



Technical data

NETYS PE						
Model	NPE-B600	NPE-0650	NPE-0850	NPE-1000-LCD	NPE-1500-LCD	NPE-2000-LCD
Sn	600 VA	650 VA	850 VA	1000 VA	1500 VA	2000 VA
Pn	360 W	360 W	480 W	600 W	900 W	1200 W
Input/output	1/1					
INPUT						
Rated voltage	230 V					
Voltage tolerance	170 - 280 V					
Rated frequency	50/60 Hz with automatic selection					
Mains connection	IEC320 socket					
OUTPUT						
Automatic Voltage Regulation (AVR)	•	•	•	•	•	•
Rated voltage (Battery Mode)	230 V ±10%					
Rated frequency	50/60 Hz ±1%					
Wave form	Step wave					
Protection	Overload, significant discharge and short circuit					
Connections	4 x IEC 320 (C13) ⁽¹⁾			6 x IEC 320 (C13) ⁽¹⁾		
BATTERIES						
Type	Sealed lead-acid maintenance free - expected life 3/5 years					
Back-up time ⁽²⁾	15 min	15 min	20 min	45 min	55 min	60 min
COMMUNICATION						
Interfaces	-	-	-	USB		
Local communication software	-	-	-	Local View		
Data Line protection	-	-	-	NTP data line suppressor		
UPS CABINET						
Dimensions W x D x H	100 x 300 x 145 mm			145 x 345 x 165 mm	145 x 390 x 205 mm	
Weight	5.0 kg	5.2 kg	6.0 kg	9.7 kg	11.2 kg	12 kg
STANDARDS						
Safety	IEC/EN 62040-1, AS 62040.1.1, AS 62040.1.2					
EMC	IEC/EN 62040-2, AS 62040.2					
Product declaration	CE, RCM (E2376), UKCA					

1. USB serial port
2. NTP data line suppressor
3. UPS output sockets
4. Input socket and fuse
5. Fan / air vents

General characteristics

- Minitower case.
- Step Wave, AVR function (Automatic Voltage Regulation).
- Control panel with LCD display.
- LOCAL VIEW software for local UPS monitoring.
- NTP data line suppressor.
- Up to 6 UPS output sockets.

Standard communication features

- USB port for UPS management based on HID protocol.
- LOCAL VIEW software for local UPS monitoring and shutdown for Windows, Linux and MAC Osx.

(1) Australian standard sockets on Netys PE models specific for Australia.

(2) PC + 17" LCD monitor.

NETYS PR Mini Tower

Space saving reliable protection
from 1000 to 2000 VA



Strong points

- > Professional line interactive UPS
- > A solution for network power cuts and voltage fluctuations
- > Easy to use
- > Simplified connection
- > Protection for your data line

Conformity to standards

- > IEC/EN 62040-1, IEC/EN 62040-2
- > AS 62040.1.1, AS 62040.1.2, AS 62040.2
- > CE
- > RCM (E2376)

Technology

- > VI "line interactive" with AVR, sine wave

Certifications and attestations



Function

The NETYS PR is the ideal solution for protecting small servers and high performance CAD or graphic workstations

Advantages

Professional line interactive UPS

- Assures service continuity to critical applications.
- Designed for professional applications: the sinewave inverter technology assures full compatibility with any kind of load and power supply.
- Minitower case to easily fit close to the IT load to be supplied and protected.

A solution for network power cuts and voltage fluctuations

The integrated AVR function (Automatic Voltage Regulation) stabilizes the output voltage and avoids the switching to Battery Mode operation, therefore saving the battery to support critical power cut events.

Easy to use

Control panel with graphical icons LCD allowing the operating mode to be easily monitored.

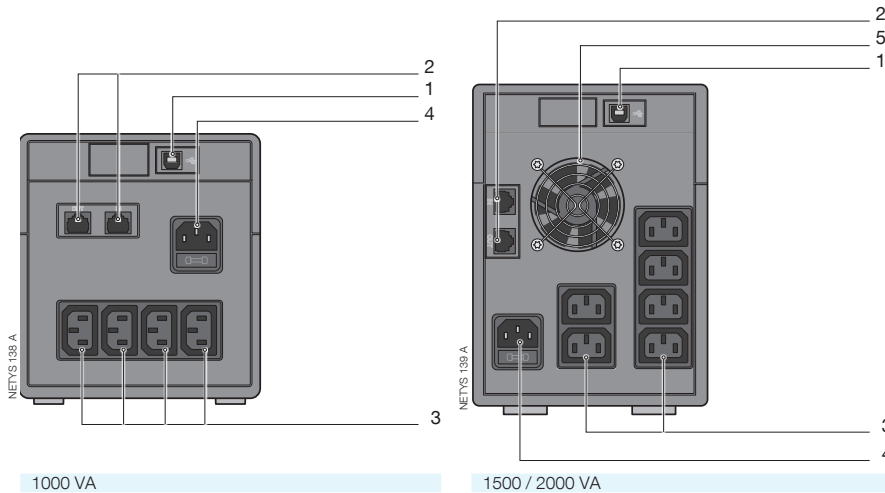
Simplified connection

Several IEC 320 sockets (IT standard) simplify the connectivity to computer and IT peripherals.

Protection for your data line

Integrated NTP protection for LAN/ADSL connection against the risk of data line overvoltage.

Connections



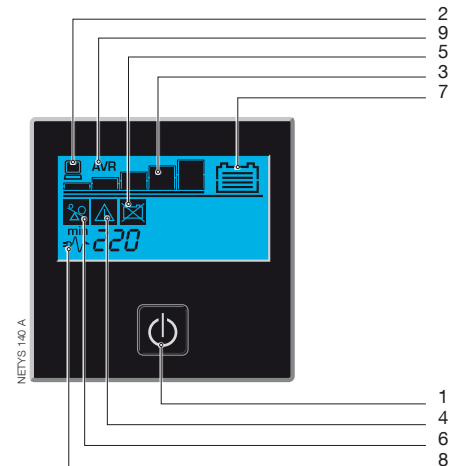
1000 VA

1500 / 2000 VA

1. USB serial port
2. NTP data line suppressor
3. UPS output sockets

4. Input socket and fuse
5. Fan / air vents

Control panel



1. On / Off
2. Load present
3. Load level (5 steps)
4. General Alarm
5. Battery fault / Replace the battery
6. Overload
7. Battery capacity
8. Normal mode / Battery mode (flashing)
9. Automatic Voltage / Regulation active

Technical data

NETYS PR Mini Tower			
Model	NPR-1000-MT	NPR-1500-MT	NPR-2000-MT
Sn	1000 VA	1500 VA	2000 VA
Pn	700 W	1050 W	1400 W
Input/output	1/1		
INPUT			
Rated voltage	230 V		
Voltage tolerance	170 - 280 V		
Rated frequency	50/60 Hz with automatic selection		
Mains connection	IEC320 socket		
OUTPUT			
Automatic Voltage Regulation (AVR)	•	•	•
Rated voltage	230 V ±10%		
Rated frequency	50/60 Hz ±1%		
Wave form	Sine wave		
Protection	Overload, significant discharge and short circuit		
Connections	4 x IEC 320 (C13)	6 x IEC 320 (C13)	
BATTERIES			
Type	Sealed lead-acid maintenance free - expected life 3/5 years		
Back-up time ⁽¹⁾	45 min	55 min	60 min
COMMUNICATION			
Interfaces	USB		
Local communication software	Local View		
Data Line protection	NTP data line suppressor		
UPS CABINET			
Dimensions W x D x H	145 x 345 x 165 mm	145 x 390 x 205 mm	
Weight	9.2 kg	12.3 kg	13.2 kg
STANDARDS			
Safety	IEC/EN 62040-1, AS 62040.1.1, AS 62040.1.2		
EMC	IEC/EN 62040-2, AS 62040.2		
Product declaration	CE, RCM (E2376), UKCAE		

(1) PC + 17" LCD monitor.

General characteristics

- Minitower case to easily fit close to the IT load.
- Sine Wave, AVR function (Automatic Voltage Regulation).
- Control panel with LCD display.
- LOCAL VIEW software for local UPS monitoring.
- NTP data line suppressor.
- Up to 6 UPS output sockets.

Standard communication features

- USB port for UPS management based on HID protocol.
- LOCAL VIEW software for local UPS monitoring and shutdown for Windows, Linux and MAC Osx.

NETYS PR Rack/Tower

High performance protection on rack or tower
from 1700 to 3300 VA



NETYS 162

Strong points

- > A secure and professional supply continuity
- > Tailored to IT networking
- > Simple to install
- > Protection for your data line
- > Meets practical needs
- > Easy to use and to integrate

Conformity to standards

- > IEC/EN 62040-1, IEC/EN 62040-2
- > AS 62040.1.1, AS 62040.1.2, AS 62040.2
- > CE
- > RCM (E2376)

Technology

- > VI "line interactive" with AVR, sine wave

Certifications and attestations



Function

The NETYS PR is the ideal solution for protecting small servers, networking devices and peripherals.

Advantages

A secure and professional supply continuity

- Assures service continuity to critical applications.
- Designed for professional applications: the sinewave inverter technology assures full compatibility with any kind of load and power supply.

Tailored to IT networking

- The space and time-saving tower/rack conversion option means it can be installed easily either in tower mode or inside standard 19" rack cabinets depending on the user's needs.

Simple to install

- No configuration needed on first startup.
- Compact footprint (2U/89 mm) for installation in rack cabinets.
- Attractive design for visible installation in offices.
- USB port and HID protocol as standard for direct interfacing with Windows® systems, without the need for additional specialist software.

Protection for your data line

- Integrated NTP protection for LAN/ADSL connection against the risk of data line overvoltage.

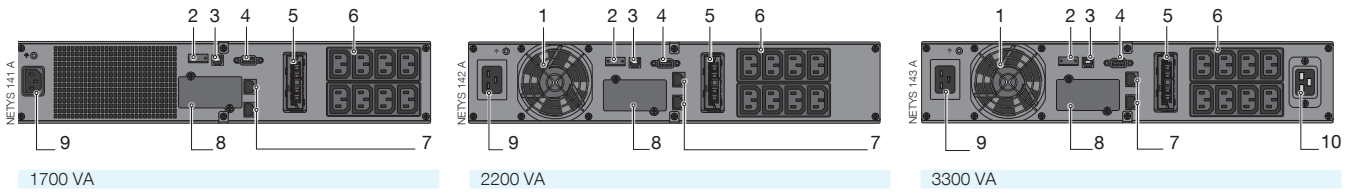
Meets practical needs

- Optional battery extension modules (EBM) to meet all back-up time requirements, even after installation.
- Clear and uncluttered LCD interface, with buzzers that immediately indicate the operating status of the UPS, even for less specialist users.
- Simplified maintenance and Battery 'hot swap', without closing down other applications.

Easy to use and to integrate

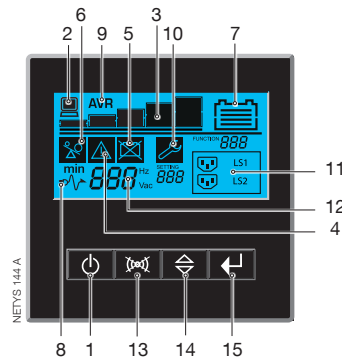
- Wide range of communication protocols available in options (including JBUS, TCP/ IP and SNMP) for integration into LAN networks or building management systems (BMS).
- Easy connections to the applications (depending on power) via 8 or 8+1 IEC 320 (IT standard) sockets.
- Load segmentation function to prioritize loads and manage critical situations.
- EPO (Emergency Power Off) emergency stop.
- RS232 advanced connections for the management of the power supply and local/ remote shutdown of applications.

Connections



1. Fan / air vents
2. EPO Emergency Power Off
3. USB serial port
4. RS232 serial port
5. Connector for external battery extension
6. UPS output sockets (2 segments)
7. NTP protections (RJ45)
8. Slot for optional communication boards
9. Input socket
10. UPS full power output socket

Control panel



1. On / Off
2. Load present
3. Load level (5 steps)
4. General Alarm
5. Battery fault / Replace the battery
6. Overload
7. Battery capacity
8. Normal mode / Battery mode (flashing)
9. Automatic Voltage / Regulation active
10. Configuration
11. Programmable outlets
12. Input value
13. UPS test / Buzzer off
14. Navigator button
15. Enter

Technical data

NETYS PR Rack/Tower			
Model	NPR-1700-RT	NPR-2200-RT	NPR-3300-RT
Sn	1700 VA	2200 VA	3300 VA
Pn	1350 W	1800 W	2700 W
Input/output	1/1		
INPUT			
Rated voltage	230 V		
Voltage tolerance	161 V $\pm 4\%$ (selecting wide mode) -276 V $\pm 4\%$		
Rated frequency	50/60 Hz with automatic selection		
Mains connection	IEC320-C14 (10 A)	IEC320-C20 (16 A)	
OUTPUT			
Automatic Voltage Regulation (AVR)	The AVR increases (boost 1) the output voltage by 14% when the input voltage drops below 90% of the nominal value. The AVR decreases (bucks) the output voltage by 12% when the input voltage rises above 106% of the nominal value.		
Rated voltage	230 V $\pm 5\%$		
Rated frequency	50/60 Hz $\pm 0.1\%$		
Power factor	0.9 @ 1500 VA	0.9 @ 2000 VA	0.9 @ 3000 VA
Wave form	Sine wave		
Protection	Normal Mode: overload (110% for 3 minutes) Battery Mode: overload (110% for 30 seconds); shortcircuit protected		
Connections	8 (10 A) x IEC 320		8 (10 A) x IEC 320 1 (16 A) x IEC 320
BATTERIES			
Type	Sealed lead-acid maintenance free - expected life 3/5 years		
Back-up time ⁽¹⁾	6 min	8 min	6 min
COMMUNICATION			
Interfaces	RS232 - USB		
Ethernet adapter	NET VISION (TCP/IP & SNMP) optional card		
Local communication software	Local View		
Data line protection	NTP data line suppressor: RJ45 10 Base T		
UPS CABINET			
Dimensions W x D x H	440 x 436 x 87 mm	440 x 608 x 87 mm	
Weight	18 kg	28.2 kg	31.5 kg
STANDARDS			
Safety	IEC/EN 62040-1, AS 62040.1.1, AS 62040.1.2		
EMC	IEC/EN 62040-2, AS 62040.2		
Product declaration	CE, RCM (E2376), UKCA		

(1) @ 75% of load.

General characteristics

- 19" Rack & Rack/Tower convertible UPS
- Sine Wave, AVR function (Automatic Voltage Regulation)
- Clear and uncluttered LCD interface
- Wide range of communication protocols available in options
- NTP data line suppressor
- Up to 9 UPS output sockets.

Standard communication features

- 1 slot for communication options.
- USB port for UPS management based on HID protocol.
- MODBUS RTU (RS232).
- LOCAL VIEW software for local UPS monitoring and shutdown for Windows, Linux and MAC Osx.

Communication options

- Dry-contact interface.
- NET VISION: professional WEB/ SNMP Ethernet interface for secure UPS monitoring and remote automatic shutdown.
- Environmental Monitoring Device (EMD).
- REMOTE VIEW PRO supervision software.
- Rails.

Battery extensions

NETYS PR	+ 1 (NPR-B1700-RT)	+ 2 (NPR-B1700-RT)
1700 VA	22 min	42 min
NETYS PR	+ 1 (NPR-B3300-RT)	+ 2 (NPR-B3300-RT)
2200 VA	37 min	72 min
3300 VA	22 min	43 min

OFYS RT

Reliable protection for critical equipment
from 1 to 6 kVA



GAMMIE_973_IPSD

Strong points

- > Fast and easy installation
- > Easy to use
- > Reliable power protection

Conformity to standards

- > IEC 62040-1
- > IEC 62040-2
- > IEC 62040-3

Certifications and attestations



Function

OFYS RT is a single-phase UPS range designed to protect professional IT infrastructures, ensuring cost competitive solutions.

Advantages

Fast and easy installation

- No configuration needed on first startup.
- Compact footprint (2U/89 mm) for installation in rack cabinets.
- Space saving and flexible “tower-to-rack” conversion mode.
- Easy connections to the applications via IEC 320 sockets or terminals.

Easy to use

- Clear and uncluttered LCD interface with buzzers that immediately indicates the operating status of the UPS, even for less specialist users.
- The communication package provides connection via USB, with optional drycontact card and SNMP interfaces.

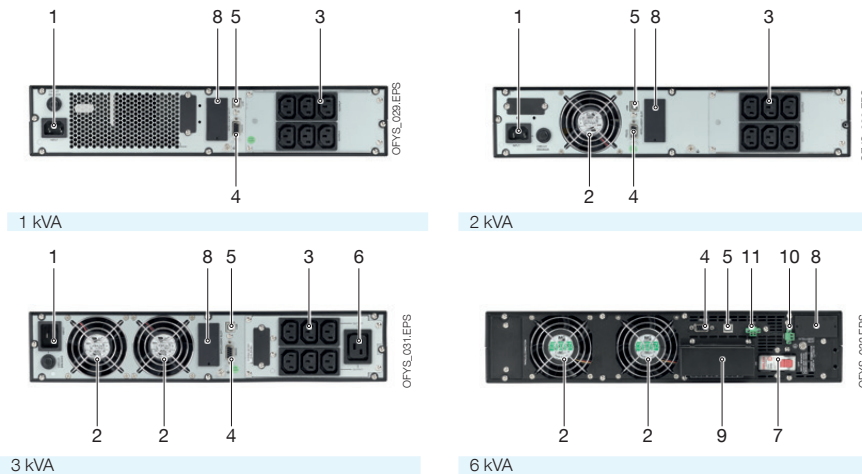
Reliable power protection

- Double conversion technology guarantees voltage and frequency stability whatever the mains condition.
- Wide tolerance of the input voltage limits the number of switchovers to battery mode, prolonging the battery life.
- In the event of a power failure, the service continuity is guaranteed by the inverter powered by rechargeable batteries.
- The automatic bypass takes over immediately in the event of overloads or faults, ensuring continuous power supply to the loads.

Advantages



Connections



- 1 kVA
1. Mains input socket
 2. Fan
 3. Output socket
 4. RS232 interface
 5. USB port
 6. Output sockets (full power)

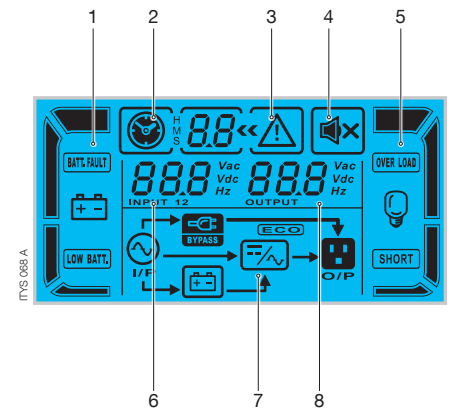
- 2 kVA
7. Input protection
 8. Slot for optional communication boards
 9. Input and output terminals
 10. External maintenance bypass port
 11. EPO (Emergency Power Off)

Technical data

OFYS RT				
Model	U1000	U2000	U3000	U6000
Sn	1000 VA	2000 VA	3000 VA	6000 VA
Pn	900 W	1800 W	2700 W	6000 W
Input/output	1/1			
Architecture	online double conversion VFI with input PFC and automatic bypass			
INPUT				
Rated voltage	208/220/230/240 V			
Voltage tolerance	180±280 VAC (100% load); 120±300 VAC (50% load)		176±300 VAC ± 3% (100% load); 110±300 VAC ± 3% (50% load)	
Frequency	50/60 Hz with automatic selection			
Mains connection	IEC 320 (10 A)	IEC 320 (16 A)	terminals	
OUTPUT				
Rated voltage	208/220/230/240 V			
Frequency	50/60 Hz ± 8% (± 0.1% in battery mode)			
Overload capability	<105% continuously; <130% for 30 sec; <150% for 3 sec; >150% immediate off		<110% for 10min; <130% for 1 min; >130% for 1 sec	
Connections	6 x IEC 320 (10 A)	6 x IEC 320 (10 A) 1 x IEC 320 (16 A)	terminals	
COMMUNICATION				
Interfaces	RS232 - USB			
Local communication software	Local View			
ENVIRONMENT				
Operating ambient temperature	from 0 °C to +40 °C (from 15 °C to 25 °C for optimal battery life)			
Storage temperature	from -15 °C to +50 °C (from 15 °C to 25 °C for optimal battery life)			
Relative humidity	20-90% non-condensing		0 - 95% no condensing	
Noise level	< 50 dB		< 55 dB	
UPS CABINET				
Dimensions W x D x H	438 x 310 x 89 mm	438 x 410 x 89 mm	438 x 630 x 89 mm	438 x 610 x 89 mm
Weight	10.8 kg	18.2 kg	29.3 kg	17 kg
EXTERNAL BATTERY MODULE				
Model	-	-	OFYS-RT-B192V2U ⁽¹⁾	OFYS-RT-B240V3U
Dimensions W x D x H	-	-	438 x 688 x 89 mm	438 x 610 x 133 mm
Weight	-	-	48 kg	65 kg
STANDARDS				
Safety	EN 62040-1			
EMC	EN 62040-2			
Performance	EN 62040-3			
Product certification	CE; RCM (E2376), UKCA			

(1) @80% of rated load.

Control panel



1. Battery level/Battery Status
2. Backup time info
3. General Alarm
4. Buzzer off
5. Load level / Load status
6. Input value
7. UPS mode
8. Output value

General characteristics

- No configuration needed on first startup.
- 19" Rack & Rack/Tower convertible UPS.
- True online double conversion technology (VFI).
- Clear and uncluttered LCD interface.
- Up to 7 UPS output sockets.

Standard communication features

- 1 slot for communication options.
- LOCAL VIEW software for local UPS monitoring and shutdown for Windows, Linux and MAC Osx.
- LCD interface for UPS monitoring.

Communication options

- Relay board card for UPS remote diagnostic.
- WEB/SNMP interface for UPS monitoring and management.

Electrical options

- Rail kit.
- Hot-swap manual bypass (MBP-1U-IEC).

ITYS

Reliable and versatile power protection
from 1 to 10 kVA

Prime



Function

Compact tower UPS system saves space in the operating environment.

Advantages

Robust and easy to install

- Quick and simple installation: no configuration necessary on first startup.
- Easy connections via IEC 320 sockets or terminals.
- Wide input voltage tolerance limits the switchovers to battery mode prolonging the battery life.
- Wide operating ambient temperature up to 45°C.
- Single and three-phase input with automatic configuration (8-10 kVA).

High protection and availability

- True online double conversion technology (VFI) assures high availability and total load protection.
- Compatible with different applications, operating environments and generator sets.
- Automatic bypass supplies the loads in the event of overloads or faults.
- Manual bypass for periodic or emergency maintenance.
- Standard Over Voltage Control Device (OVCD) protects the UPS and the load from dangerous mains peak-voltages.

Certified product

- Safety compliance certified by TÜV.
- Performance tested and verified by third independent laboratory.

Wide battery configurability

- Modular battery extension flexibility enables limitless autonomy configuration.
- Hot-swap modular battery extension increases back-up times even after installation according to the load criticality to be supplied.
- Modular battery extension enables models with integrated powerful battery charger ensure constant and reliable operation using external high capacity batteries, provide power supply continuity during long outages and assure a fast recharging.

Strong points

- > Robust and easy to install
- > High protection and availability
- > Certified product
- > Wide battery configurability)

Conformity to standards

- > IEC 62040-1
- > IEC 62040-2
- > IEC 62040-3
- > RCM (E2376)

Certifications and attestations



Autonomy configurations (1/1 models)

> Flexible autonomy



UPS with internal batteries (standard model) + Modular battery extension with 1 or 2 strings

> Extendable autonomy





UPS without internal batteries and with powerful battery charger + N+1 modular battery extension with 1 or 2 strings

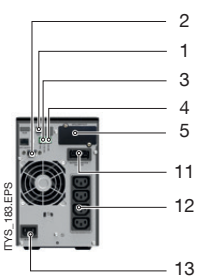
> Long autonomy



UPS without internal batteries and with powerful battery charger + External battery cabinet

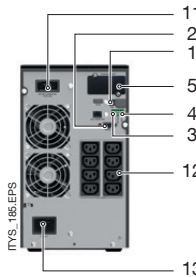
Connections

		Output Connections				
IEC Standard		1 kVA	2 kVA	3 kVA	6 kVA	10 kVA
		4x (C13)	8x	8x (C13) + 1x (C19)	terminals	terminals
AU Standard		2x	4x + 1x IEC (C19)	4x + 1x IEC (C19)	terminals	terminals



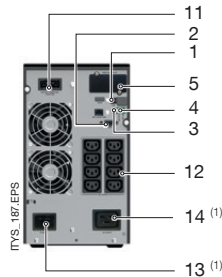
ITYS 1 kVA

1. USB serial port
2. RS232 serial port
3. Power off the UPS remotely.



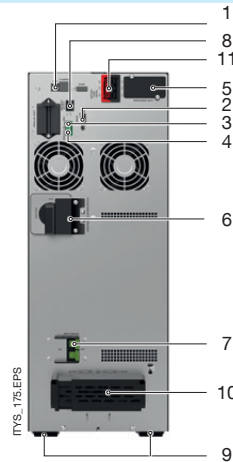
ITYS 2 kVA

4. Dry contact interface
5. Slot for optional communication boards
6. Manual bypass



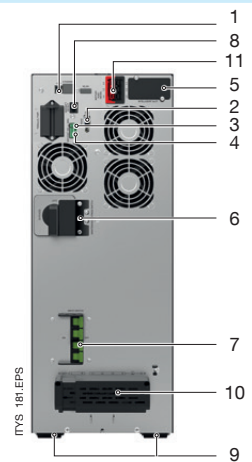
ITYS 3 kVA

7. Input protection (thermal breaker)
8. Battery detection
9. Wheels



ITYS 6 - 10 kVA - 1/1

10. Input and output terminal board
11. Connection for modular battery extension



ITYS 8.5 - 10 kVA - 1/1 or 3/1

12. Output sockets
 13. Input socket
 14. Output socket
- (1) Input and output terminal (3 kVA-model without internal batteries)

Technical data

		ITYS - UPS							
Model	IEC standard	ITY3-TW010B	ITY3-TW020B	ITY3-TW030B	ITY3-TW060B	ITY3-TW100B	ITY3-TW108B	ITY3-TW110B	
	AU standard	ITY3-TW010B-AU	ITY3-TW020B-AU	ITY3-TW030B-AU					
Sn/Pn		1000 VA/W	2000 VA/W	3000 VA/W	6000 VA/W	10000 VA/W	8500 VA/W	10000 VA/W	
Input/output		1/1				1/1 or 3/1			
INPUT									
Rated voltage		230 V (1/1) 110±300 V; (160±300 V @100% load)			230 V (1/1) 110±276 V; (160±276 V @100% load)		400 V (3/1), 230 V (1/1)		
Rated frequency		40-70 Hz (50/60 Hz +/-5% Auto-Selectable)							
Power factor		>0,99							
OUTPUT									
Rated voltage		220 / 230 / 240 V (± 1 %)							
Rated frequency		50/60 Hz (± 0.1 Hz in battery mode)							
Overload		up to 105% continuously; 125% x 3 min; 150% x 30 sec				up to 105% continuously; 125% x 10 min; 150% x 30 sec			
Crest factor		3:1							
BATTERIES									
Type		sealed lead-acid maintenance free - expected life 3 / 5 years							
Voltage		36 V DC		72 V DC		192 V DC			
Back-up time ⁽¹⁾⁽²⁾		12 min	16 min	9 min	11 min	7 min	9 min	7 min	
Battery charger ⁽³⁾		8 A				12 A			
COMMUNICATION									
Interfaces		RS232 - USB - Dry contact							
Ethernet adapter		NET VISION (TCP / IP & SNMP) optional card							
Local communication software		Local View							
EFFICIENCY									
Online mode		up to 93%				up to 95%			
ENVIRONMENT									
Ambient service temperature		from 0 °C to +40 °C (up to 45 °C ⁽⁴⁾)							
Relative humidity		< 95 % non-condensing							
Maximum altitude		1000 m without de-rating							
Noise level at 1 m		< 50 dBA				< 55 dBA			
UPS CABINET									
Dimensions W x D x H (mm)		145 x 404 x 224		192 x 428 x 322		225 x 416 x 589			
Weight ⁽²⁾		14.4 kg		26 kg		53 kg		61 kg	
Weight ⁽³⁾		8 kg		11 kg		13.5 kg		15.8 kg	
Degree of protection		IP20							
EXTERNAL BATTERY MODULE (EBM)									
EBM size (W x D x H)		145x404x224		192x428x322		225x416x589			
EBM 1 string (kg)		11		23.3		55.2			
EBM 2 strings (kg)		17.3		38.3		95.2			
STANDARDS									
Safety		IEC/EN 62040-1, AS 62040.1.1, AS 62040.1.2							
EMC		IEC/EN 62040-2, AS 62040.2							
Performance		IEC/EN 62040-3 (efficiency tested by an external independent body)							
Product declaration		CE, RCM (E2376), UKCA							

(1) @75 % of rated load (models with internal batteries) PF 0.7. (2) Models with internal batteries. (3) Models without batteries (4) Conditions apply.

Standard communication features

- 1 slot for communication options.
- USB port for UPS management based on HID protocol.
- MODBUS RTU (RS232).
- LOCAL VIEW software for local UPS monitoring and shutdown for Windows, Linux and MAC Osx.
- Clear and uncluttered LCD interface for easy UPS monitoring, even for less specialist users.



General characteristics

- Embedded dry-contact interface.
- Input mains switch breaker.
- Connection for battery extension modules.
- Power off the UPS remotely.
- Internal temperature sensor.

Communication options

- Dry-contact card.
- NET VISION: professional WEB/ SNMP Ethernet interface for secure UPS monitoring and remote automatic shutdown.
- Environmental Monitoring Device (EMD).
- REMOTE VIEW PRO supervision software.

ITYS E

Affordable and reliable protection
from 1 to 10 kVA

Prime



ITYS 069 A - ITYS 070 A - ITYS 071 A

Function

Compact tower UPS system saves space in the operating environment.

Advantages

Best electrical protection

- True online double conversion technology (VFI) assures high availability and total load protection.
- Constant output voltage and frequency regulation makes ITYS E compatible with different applications, operating environments and GenSets.
- Automatic bypass supplies the loads in the event of overloads or faults.

Robust and versatile

- Compact tower UPS system saves space in the operating environment.
- No particular configuration on first startup.
- Easy connections via IEC 320 sockets or terminals.
- Wide input voltage tolerance limits the switchovers to battery mode prolonging the battery life.
- Manual bypass for periodic or emergency maintenance.

Some models may not be available in your country – please check with your local sales office.

The solution for

- > Energy
- > Industry

Strong points

- > Best electrical protection
- > Robust and versatile

Conformity to standards

- > EN 62040-1
- > EN 62040-2
- > CE

Technology

- > VFI "online double conversion"

Certifications

IS 16242 (Part 1)/
IEC 60240-1



R-41030651




Output connections



- > IEC socket 320 (C13)

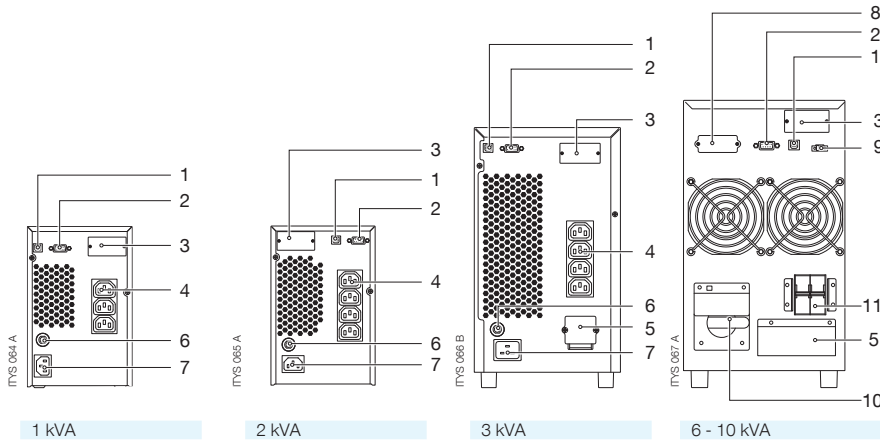


- > Universal socket



- > Indian standard (BIS compliant)

Connections



1. USB serial port
2. RS232 serial port
3. Slot for optional boards
4. Output sockets
5. Output terminals
6. Input protection
7. Input socket
8. External battery connection
9. EPO (Emergency Power Off)
10. Manual bypass
11. Input circuit breaker

Technical data

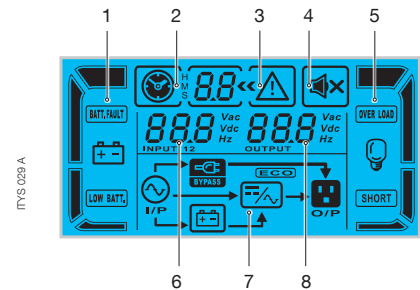
	ITYS E				
Sn (VA)	1000	2000	3000	6000	10000
Pn (W)	800	1600	2400	4800	8000
INPUT					
Voltage	230 V (1ph) 160±300 V up to 110 V @ 60% load				
Rated frequency	50/60 Hz				
Power factor	0.99				
OUTPUT					
Rated voltage	208/220/230/240 V				
Voltage tolerance	± 1%				
Rated frequency	50/60 Hz (46±54 Hz / 56±64 Hz) (in battery mode 50/60 ± 0.1 Hz)				
Overload	Up to 130% for 1 minute				
Crest factor	3:1				
CONNECTIONS					
IEC standard	3 x IEC 320	4 x IEC 320	4 x IEC 320 + terminals	terminals	
Universal standard	2 sockets	2 sockets	2 sockets + terminals	terminals	
Indian standard	3 sockets	4 sockets	4 sockets + terminals	terminals	
BATTERIES					
Type	sealed lead-acid maintenance free - expected life 3/5 years				
Back-up time @75% of rated VA load pf 0.7 ⁽¹⁾	8 min			9 min	
Voltage ⁽²⁾	36 VDC	96 VDC	192 VDC	240 VDC	
Battery charger ⁽²⁾	Setting up to 6 A				
COMMUNICATION					
Interfaces	RS232 - USB				
Local communication software	LOCAL VIEW				
EFFICIENCY					
Online mode	up to 90%				
ENVIRONMENT					
Ambient temperature	0 to 40°C (15 to 25 °C for maximum battery life)				
Relative humidity	0 to 95% without condensation				
Maximum altitude	1000 m without derating				
Noise level at 1 m	< 55 dBA		< 59 dBA		
UPS CABINET					
Dimensions ⁽¹⁾ W x D x H (mm)	145 x 285 x 220	145 x 400 x 220	190 x 425 x 320	190 x 370 x 640	190 x 450 x 640
Weight ⁽¹⁾ (kg)	10	17	28	60	75
Dimensions ⁽²⁾ W x D x H (mm)	145 x 285 x 220	145 x 400 x 220	145 x 400 x 220	190 x 370 x 320	190 x 450 x 320
Weight ⁽²⁾ (kg)	5	7	8	12	16
Degree of protection	IP20				
STANDARDS					
Safety ⁽³⁾	EN 62040-1				
EMC ⁽³⁾	EN 62040-2				
Product declaration ⁽³⁾	CE				
BIS certification	R-41030651		R-41120790		

(1) Models with internal batteries.

(2) Models without batteries.

(3) Models with IEC output sockets.

Control panel



1. Battery level / Battery status
2. Back time info
3. General Alarm
4. Buzzer off
5. Load level / Load status
6. Input value
7. UPS mode
8. Output value

General characteristics

- True online double conversion technology (VFI)
- Constant output voltage and frequency regulation
- Automatic bypass supplies the loads in the event of overloads or faults
- Compact tower UPS system
- Easy connections via sockets or terminals
- Wide input voltage tolerance
- Manual bypass for periodic or emergency maintenance

Standard communication features

- LOCAL VIEW: ideal UPS monitoring and shutdown point-to-point solution for Windows®, Linux and Mac OS X® operating systems.
- HID: UPS management based on Windows® and Mac OS X® embedded service - USB interface.

Communication options

- Dry-contact card for UPS remote diagnostic (ITY-E-OP-REL).

ITYS ES

Solution for electrical substations
from 1000 to 3000 VA

Prime



GAMME_3501PSD

Function

Compact tower UPS system saves space in the operating environment.

Advantages

High protection and high availability

- The ITYS ES series is a range of compact UPS systems available in 1000, 2000 and 3000 VA models with on-line double conversion technology (VFI) with sinusoidal absorption.
- ITYS ES guarantees permanent regulation of the output voltage and frequency. This technology is compatible with all IT and industrial applications and operating environments, installations with generator sets included.
- Wide tolerance on input voltage ensures that switchovers to battery mode are infrequent, significantly prolonging battery lifetime.
- Wide operating ambient temperature up to 45°C.
- Standard Over Voltage Control Device (OVCD) protects the UPS and the load from dangerous mains peak-voltages.
- UPS models with tropicalised (Conformal Coating) boards.

Straightforward to install and easy to use

- The UPS is shipped ready for connection with internal batteries connected and charged.
- ITYS ES, with the manual bypass option is easy to install without any special plant engineering preparation, as it is equipped with built-in thermal protection.
- The LCD monitoring/control panel and a buzzer make the equipment extremely easy and intuitive to use. The graphic indicating the power distribution path shows at a glance whether or not the system is working as it should.
- Battery efficiency can be tested via the control panel or using dedicated software.

Operating efficiency and versatility

- The versatility of these models makes them suitable for protecting critical devices in the industrial field.
- The standard equipment and communication accessories have been specially designed to satisfy the typical needs of installation or use in transformer cabins (i.e. tropicalized boards).
- In situations where automatic power management procedures are required, the communication software can be used to programme scheduled start-up and shutdown times.
- Restarting the UPS from the battery to power the DG before closing the main isolator.

The solution for

- > Industry

Strong points

- > High protection and high availability
- > Straightforward to install and easy to use
- > Operating efficiency and versatility

Conformity to standards

- > IEC 62040-1
- > IEC 62040-2
- > IEC 62040-3
- > CEI 016
- > RCM (E2376)

Certifications and attestations



Tech info

The CEI 016 STANDARD for auxiliary cabin equipment requires an uninterrupted power supply to the control circuits for the General Protection and Medium Voltage Switch.

The control circuits for the General Protection, Medium Voltage Switch and coil must be powered by the same auxiliary voltage when there is no power. The power supply must be guaranteed for a back-up time of 1 hour, either by the UPS or by buffer batteries.

The Medium Voltage Switch must be powered up by skilled personnel if out of service for a long time due to maintenance or failure.

It is necessary to power the General Protection before closing the Medium Voltage Switch.

The required protection comprises:

- Mains power cuts due to poor maintenance of the user's system.
- Inappropriate tripping of the Medium Voltage Switch because of faults in the trip circuit.
- Alert signalling if the Medium Voltage Switch trips due to a power failure (system with regular maintenance).

UPS - Technical data

ITYS ES			
Model	ITY3-TW010B-ES	ITY3-TW020B-ES	ITY3-TW030K-ES
Sn [VA]	1000	2000	3000
Pn [W]	1000	2000	3000
Input/output	1/1		
INPUT			
Rated voltage	230 V (1ph) 110±300 V; (160±300 V @100% load)		
Rated frequency	40-70Hz (50/60 Hz +/-5% Auto-Selectable)		
Power factor	>0,99		
OUTPUT			
Rated voltage	220 / 230 / 240 V (± 1 %)		
Rated frequency	50/60 Hz (± 0.1 Hz in battery mode)		
Overload	up to 105% continuously; 125% x 3 min; 150% x 30 sec		
Crest factor	3:1		
Connections	4 x IEC 320 (C13)	8 x IEC 320 (C13)	8 x IEC 320 (C13) + 1 (C19)
BATTERIES			
Type	sealed lead-acid maintenance free - expected lifetime 3-5 years		
Back-up time ⁽¹⁾	12 minutes	16 minutes	23 minutes
Sized for a back-up time of	108 minutes @ 50 W	130 minutes @ 150 W	156 minutes @ 300 W
Back-up time ⁽²⁾ + switching back on	60 minutes @ 50 W	60 minutes @ 150 W	60 minutes @ 300 W
Battery test	•	•	•
COMMUNICATION			
Interfaces	RS232 - USB - Dry contact		
Ethernet adapter	NET VISION (TCP / IP & SNMP) optional card		
Local communication software	Local View		
EFFICIENCY			
Online mode	up to 93%		
ENVIRONMENT			
Ambient service temperature	from 0 °C to +40 °C (up to 45 °C ⁽⁴⁾)		
Relative humidity	< 95 % non-condensing		
Maximum altitude	1000 m without de-rating		
Noise level at 1 m	< 50 dBA		
UPS			
Dimensions W x D x H	145 x 404 x 224 mm	192 x 428 x 322 mm	384 x 428 x 322 mm
Weight	14,4 kg	26 kg	49,3 kg
Degree of protection	IP20		
COMPLIANCE WITH STANDARDS			
Safety	IEC/EN 62040-1, AS 62040.1.1, AS 62040.1.2		
EMC	IEC/EN 62040-2, AS 62040.2		
Product declaration	CE, RCM (E2376), UKCA		
ITYS ES - Manual bypass ⁽³⁾			
Sn [VA]	1000	2000	3000
INPUT			
Type of terminals	CBD6		
Wire size	6 mm ² max		
BYPASS			
Switching positions	1: UPS - 2: MAINS		
Switching time	6 ms max		
LOAD OUTPUT			
Type of terminals	CBD6		
Wire size	6 mm ² max		
UPS SUPPLY OUTPUT			
Type of socket	IEC 320 10 A	IEC 320 16 A	
SURGE ARRESTORS (on request)			
Type	"L" in compliance with CEI EN 61643-11		
L/N pulse current	40 kA (8/20) max		
VAC N/GND	255 V max		
VAC L/N	320 V max		

(1) @75 % of rated load (models with internal batteries) PF 0.7.

(2) Factory setting: back-up time limited to 60 minutes to permit subsequent restarting with battery.

(3) Upon request.

(4) Conditions apply.

General characteristics

- UPS models with tropicalised (Conformal Coating) boards.
- Embedded dry-contact interface.
- Input mains switch breaker.
- Connection for battery extension modules.
- Power off the UPS remotely.
- Internal temperature sensor.

Standard communication features

- Embedded dry-contact interface.
- Input mains switch breaker.
- Power off the UPS remotely.
- Internal temperature sensor.
- 1 slot for communication options.
- USB port for UPS management based on HID protocol.
- MODBUS RTU (RS232).
- LOCAL VIEW software for local UPS monitoring and shutdown for Windows, Linux and MAC Osx.
- Clear and uncluttered LCD interface for easy UPS monitoring, even for less specialist users.

Communication options

- Dry-contact card.
- NET VISION: professional WEB/SNMP Ethernet interface for secure UPS monitoring and remote automatic shutdown.
- Environmental Monitoring Device (EMD).
- REMOTE VIEW PRO supervision software.

Electrical options

Specially designed for ITYS ES, the manual bypass option enables:

- Simplified installation: connection to the system is made with industrial grade terminals, while connection to the UPS is via the pre-wired plug and socket supplied.
- Easy maintenance and uninterrupted operation: thanks to the manual bypass isolator it is possible to service or replace the UPS while maintaining the power supply to the devices downstream in complete safety for the operator. This operation has been specially devised to be simple to carry out, even in an emergency.
- Increased level of equipment immunity to surge voltages, typical for this type of application, thanks to suitable surge arrestors included in addition to standard UPS protection.



MASTERYS BC+ FLEX

Designed for easy integration and use from 10 to 40 kVA



Function

MASTERYS BC+ FLEX fits every space and needs. Easy to customize on site and with several mounting configurations, it's ready for every situation.

Advantages

A flexible and cost-effective solution

- The Flex model eliminates space and installation restrictions with the «3-in-1» solution.
- Equipped with an output and manual bypass breaker in standard mode.
- Mimic panel can be rotated to enable the information displayed to be read easily.
- High recharging current option for very long back-up time.

Fast and easy installation

- Easy to configure for retrofit in existing installations.
- Free eRULER online sizing tool to get dimensions and electrical information in advance before installation.
- Quickly get online product documentation by simply inputting the Serial Number.

User and environmentally friendly

- 25+ languages available in the mimic panel.
- Ergonomics designed to simplify usage.
- Anticipates eco-regulations and is RoHS compliant.



Example of top-mounted installation.

The solution for

- > Industry

Strong points

- > A flexible and cost-effective solution
- > Fast and easy installation
- > User and environmentally friendly

Conformity to standards

- > IEC/EN 62040-1, IEC/EN 62040-2
- > IEC/EN 62040-3
- > CE
- > EAC

Certifications and attestations



The MASTERYS BC+ FLEX series is certified by TÜV SÜD with regard to product safety (EN 62040-1).



Avantages



SoLive UPS



Expert services



www.socomec.com/services

Maximum versatility



Free-standing
Adaptable to the available space



Wall-mounted
Zero floor space



Top-mounted
Easy built-in solution

Technical data

MASTERYS BC+ FLEX					
Sn [kVA]	10	15	20	30	40
Pn [kW]	10	15	20	30	40
Input / output 3/1	•	•	•	–	–
Input / output 3/3	•	•	•	•	•
Parallel configuration	up to 6 units				
INPUT					
Rated voltage	3ph + N: 400 V (can be configured 380/415 V)				
Voltage tolerance	240 V to 480 V				
Rated frequency	40-70 Hz				
OUTPUT					
Power factor	0.9 (according to IEC / EN 62040-3)				
Rated voltage	1ph + N: 230 V (can be configured 220/240 V) 3ph + N: 400 V (can be configured 380/415 V)				
Rated frequency	50/60 Hz				
EFFICIENCY (TÜV SÜD VERIFIED)					
Double conversion VFI mode	up to 95 %				
Eco Mode	up to 99 %				
BATTERY					
Technologies	VRLA, NiCd				
Battery type	Normal life				
Configuration	External batteries				
ENVIRONMENT					
Operating ambient temperature	up to +40 °C ⁽²⁾				
UPS CABINET					
Dimensions W x D x H (mm)	442 x 830 x 305				
Weight	79 kg max ⁽¹⁾				
Display	3.5"				
Degree of protection	IP20 (IP21 on demand)				
Colours	metallised grey E150HVR				
STANDARDS					
Safety	IEC/EN 62040-1				
EMC	IEC/EN 62040-2				
Performance	IEC/EN 62040-3				
Environmental	full compliance with the RoHS EU directive				
Product declaration	CE, EAC, UKCA				

(1) According to the model. (2) Conditions apply.

General characteristics

- Dual input mains (30-40 kVA).
- Internal maintenance bypass switch.
- Output switch breaker.
- Auxiliary mains switch breaker.
- Backfeed protection: detection circuit.
- Full compatibility with generators.
- Internal normal-life batteries.

Standard communication features

- 3.5" multilanguage graphic display.
- 2 slots for communication options.
- USB port for downloading log file.
- Ethernet port for service purposes.

Electrical options

- Internal backfeed isolation device.
- Common mains coupling bars.
- TN-C grounding system.
- ACS synchronisation system.
- High capacity battery charger.
- Free-standing kit.
- Top-mounted kit.

Communication options

- Dry-contact interface (configurable voltage-free contacts).
- MODBUS RTU RS485 or TCP.
- PROFIBUS / PROFINET gateway.
- BACnet/IP interface.
- NET VISION: professional WEB/SNMP Ethernet interface for secure UPS monitoring and remote automatic shutdown.
- REMOTE VIEW PRO supervision software.
- IoT Gateway for Socomec cloud services and SoLive UPS mobile app.
- Remote touch-screen panel.

Remote monitoring and cloud services

- SoLink: Socomec 24/7 remote monitoring service connecting your installation to the nearest Socomec Service Centre.
- SoLive UPS: mobile app enabling the monitoring of the UPS systems from a smartphone.

MASTERYS BC+

Designed for easy integration and use
from 10 to 160 kVA

Prime



Function

MASTERYS BC+ is a cost effective solution, easy to configure and to order, and has been designed to meet specific customer needs within commercial, light industrial and public sector organisation. Thanks to an innovative approach - based on modern web and mobile digital tools - every step of the life cycle has been simplified. From the upstream product selection stage and configuration, to the sizing, installation and optimisation of the operation, this new system delivers easyness and effectiveness to every hardworking infrastructure.

Advantages

A flexible and cost-effective solution

- A compact range of standard product references with a variety of add-on options to adapt to every customer's site.
- Easy to configure for retrofit in existing installations.
- Equipped with manual bypass breaker in standard mode.

Long back-up time engineered-in

- Several optimised choices for standard internal battery configuration.
- Increased internal battery density for reduced footprint and simplified installation.
- Internal basic back-up time available up 80 kVA, without additional external battery cabinet.
- High recharging current option for very long back-up time.

Embedded digital technology

- Digital Native UPS generation.
- IoT ready device for access to connected services.
- Easy integration in LAN/WAN and virtual environments.

Fast and easy installation

- A wide range of UPS from 10 to 160 kVA with the same performance and functionality.
- Free eRULER online sizing tool to get dimensions and electrical information in advance before installation.
- Tutored UPS installation with eWIRE mobile app.
- Quickly get online product documentation by simply inputting the Serial Number.

Fast delivery

- "Fast track manufacturing" option available for urgent projects or lastminute requirements.
- Fast delivery even for highly customised configurations thanks to easily combined options.

User and environmentally friendly

- 25+ languages available in the mimic panel.
- Ergonomics designed to simplify usage.
- Anticipates eco-regulations and is RoHS compliant.
- Units provided with wheels for easy positioning.

The solution for

- > Healthcare
- > Industry

Strong points

- > A flexible and cost-effective solution
- > Long back-up time engineered-in
- > Embedded digital technology
- > Fast and easy installation
- > Fast delivery
- > User and environmentally friendly

Conformity to standards

- > IEC/EN 62040-1, IEC/EN 62040-2
- > EN 62040-3
- > CE
- > UKCA
- > EAC

Certifications and attestations



The MASTERYS BC+ series is certified by TÜV SÜD with regard to product safety (EN 62040-1).



Advantages



eWIRE



SoLive UPS



Experts services



General characteristics

- Dual input mains (30-120 kVA).
- Internal maintenance bypass switch.
- Output switch breaker.
- Auxiliary mains switch breaker.
- Backfeed protection: detection circuit.
- Full compatibility with generators
- Internal normal-life batteries up to 80 kVA.

Remote monitoring and cloud services

- SoLink: Socomec 24/7 remote monitoring service connecting your installation to the nearest Socomec Service Centre.
- SoLive UPS: mobile app enabling the monitoring of the UPS systems from a smartphone.

Standard communication features

- 3.5" multilanguage graphic display.
- 2 slots for communication options.
- USB port for downloading log file.
- Ethernet port for service purposes.

Communication options

- Dry-contact interface (configurable voltage-free contacts).
- MODBUS RTU RS485 or TCP.
- PROFIBUS / PROFINET gateway.
- BACnet/IP interface.
- NET VISION: professional WEB/ SNMP Ethernet interface for secure UPS monitoring and remote automatic shutdown.
- REMOTE VIEW PRO supervision software.
- IoT Gateway for Socomec cloud services and SoLive UPS mobile app.
- Remote touch-screen panel.

Electrical options

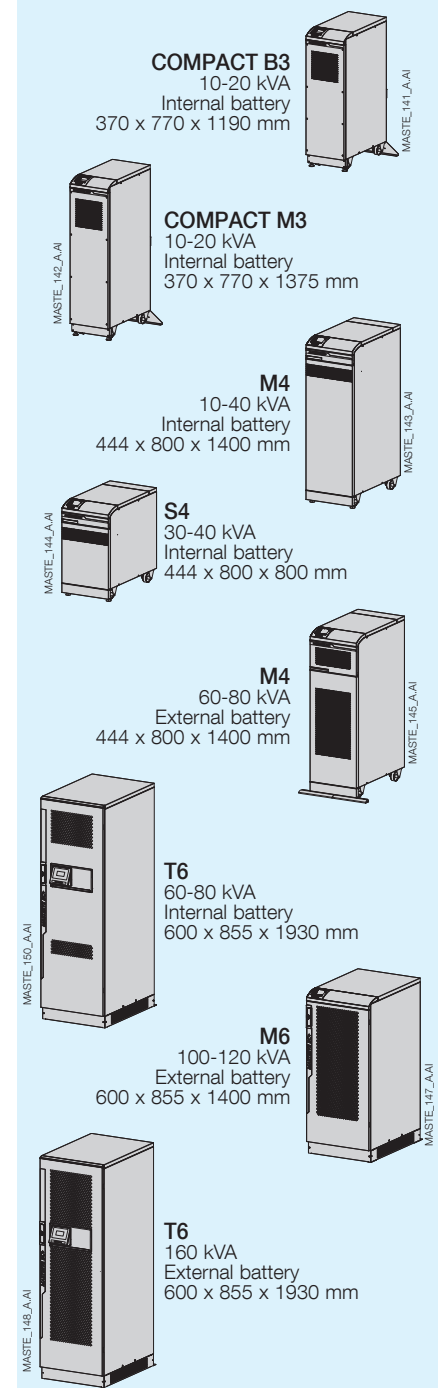
- 3-phase input without neutral.
- Internal backfeed isolation device.
- Common mains coupling bars.
- TN-C grounding system.
- ACS synchronisation system.
- IP21 degree of protection.
- High capacity battery charger.
- Internal long-life batteries.

Technical data

MASTERYS BC+											
Sn [kVA]	10	15	20	30	40	60	80	100	120	160	
Pn [kW]	10	15	20	30	40	60	72	90	108	144	
Input / output 3/1	•	•	•	-	-	-	-	-	-	-	
Input / output 3/3	•	•	•	•	•	•	•	•	•	•	
Parallel configuration	up to 6 units ⁽¹⁾										
INPUT											
Rated voltage	400 V 3ph+N (3 wire input also available on demand)										
Voltage tolerance	240 V to 480 V										
Rated frequency	40-70 Hz										
OUTPUT											
Rated voltage	1ph + N: 230 V (can be configured 220/240 V) 3ph + N: 400 V (can be configured 380/415 V)										
Rated frequency	50/60 Hz										
EFFICIENCY											
Double conversion VFI mode	up to 95%										
Eco Mode	up to 99%										
BATTERY											
Technologies	VRLA, NiCd										
INTERNAL BACK-UP TIME (MINUTES)⁽²⁾											
COMPACT B3	22	13	9								
COMPACT M3	35	22	15								
M4	101	66	46	28	20						
S4				9	6						
T6						13	9				
ENVIRONMENT											
Operating ambient temperature	up to +35 °C ⁽³⁾										
UPS CABINET											
Weight	depends on the number of batteries installed - contact us										
Degree of protection	IP20 (IP21 on demand)										
Colours	metallised grey E150HVR										
STANDARDS											
Safety	IEC/EN 62040-1										
EMC	IEC/EN 62040-2										
Performance	EN 62040-3										
Environmental	full compliance with the RoHS EU directive										
Product declaration	CE, EAC, UKCA										

(1) Up to 4 units for MASTERYS BC+ compact (2) @80% of rated power with load PF 0.9. (3) Max +50 °C conditions applied

UPS dimensions (WxDxH)



DELPHYS BC

Reliable, simple and ready-to-use power protection
from 200 to 300 kVA

Prime



GAMME_430.PSD

The solution for

- > Data centre
- > Healthcare
- > Energy
- > Infrastructure & Transport
- > Industry

Strong points

- > A complete, cost-effective solution
- > Tailored to your environment

Conformity to standards

- > IEC/EN 62040-1, AS 62040.1.1, AS 62040.1.2
- > CEM IEC/EN 62040-2, AS 62040.2
- > IEC/EN 62040-3, AS 62040.3
- > CE, RCM (E2376)

Certifications and attestations



Expert services

We offer services to ensure your UPS highest availability:

- > Commissioning
- > On-site intervention
- > Preventive maintenance visits
- > 24-hour call out and rapid on-site repairs
- > Maintenance packages
- > Training



www.socomec.com/services

Function

DELPHYS BC is the complete cost-effective solution for the protection of business critical applications.

Advantages

A complete, cost-effective solution

- Online double conversion mode with an output power factor of 0.9 providing 12 % more active power compare to UPS with a power factor of 0.8.
- Dual input mains allows you to manage independent power sources.
- Increased system availability placing two UPS in parallel for 1+1 redundancy.
- Internal manual bypass for easy maintenance without power interruption (1+1 configuration).
- Multilanguage display.

Tailored to your environment

- Saves space with a reduced footprint and optimized cabinet size.
- Low noise level.
- Compact, lightweight and easy to install.
- No neutral required on rectifier input.
- Two-wire battery connection (only +/-).
- Extended battery life and performance with exclusive EBS battery charging management for increased battery life.

General characteristics

- Dual input mains.
- Integrated maintenance bypass.
- Backfeed protection: detection circuit.
- EBS (Expert Battery System) for battery management.

Electrical options

- External battery cabinet.
- External temperature sensor.
- Additional battery chargers.
- Shared battery.
- Galvanic isolation transformer.
- Parallel kit.
- ACS synchronization system.

Standard communication features

- User-friendly 7" touch-screen multilingual colour graphic display.
- 2 slots for communication options.
- USB port to download UPS report and log file.

Communication options

- Dry-contact interface. (configurable voltage-free contacts).
- MODBUS RTU RS485 or MODBUS TCP.
- PROFIBUS / PROFINET gateway.
- BACnet/IP interface.
- NET VISION: professional WEB/SNMP Ethernet interface for secure UPS monitoring and remote automatic shutdown.
- REMOTE VIEW PRO supervision software.
- IoT gateway for Socomec cloud services and SoLive UPS mobile app.
- Remote touch-screen panel.
- Additional Com-slot extension.

Remote monitoring and cloud services

- SoLink: Socomec 24/7 remote monitoring service connecting your installation to the nearest Socomec Service Centre.
- SoLive UPS: mobile app enabling the monitoring of the UPS systems from a smartphone.

Technical data

		DELPHYS BC	
Sn [kVA]	200	300	
Pn [kW]	180	270	
Parallel configuration	up to 6 units		
INPUT			
Rated voltage	400 V 3ph		
Voltage tolerance	240 V to 480 V ⁽¹⁾		
Rated frequency	50/60 Hz ± 10 %		
Power factor / THDI	0.99 / < 3 %		
OUTPUT			
Rated voltage	400 V		
Voltage tolerance	static load ± 1 % dynamic load in accordance with VFI-SS-111		
Rated frequency	50/60 Hz		
Frequency tolerance	± 2 % (configurable from 1 % to 8 %)		
Crest factor	3:1		
BYPASS			
Rated voltage	rated output voltage		
Voltage tolerance	± 15 % (configurable with from 10 % to 20 %)		
Rated frequency	50/60 Hz		
Frequency tolerance	± 2 % (configurable for Genset compatibility)		
EFFICIENCY			
Online mode @ 100 % of load	up to 95 %		
ENVIRONMENT			
Operating ambient temperature	from 0 °C up to +40 ²³ °C (from 15 °C to 25 °C for maximum battery life)		
Relative humidity	0 % - 95 % without condensation		
Maximum altitude	1000 m without derating (max. 3000 m)		
Acoustic level at 1 m (ISO 3746)	< 68 dBA	< 71 dBA	
UPS CABINET			
Dimensions W x D x H	700 x 800 x 1930 mm	1000 x 950 x 1930 mm	
Weight	500 kg	830 kg	
Degree of protection	IP20		
Colours	RAL 7012, silver grey frontal door		
STANDARDS			
Safety	IEC/EN 62040-1, AS 62040.1.1, AS 62040.1.2		
EMC	IEC/EN 62040-2, AS 62040.2		
Performance	IEC/EN 62040-3, AS 62040.3		
Product declaration	CE, RCM (E2376), UKCA		

(1) Conditions apply.

DELPHYS MP Elite+

Resilient transformer-based power protection
from 80 to 200 kVA



Function

DELPHYS MP Elite+ is a high performing transformer based UPS designed to secure supply for critical industrial applications up to 1200kVA in parallel. The isolation transformer installed on the inverter output ensures a complete galvanic isolation between between DC circuit and load output.

Advantages

High quality power supply

- Permanent operation in VFI mode (online double conversion).
- Output voltage precision under all load conditions.
- High overload capability to withstand abnormal load conditions.
- A very high short-circuit current capacity which facilitates the selection of protective devices for selectivity in the downstream distribution.
- An isolation transformer installed on the inverter output to ensure complete galvanic isolation between DC circuit and load output. This insulation also provides a separation between the two inputs when they are supplied by different sources.
- Sinusoidal ThdU output voltage < 2 % with linear loads and < 4 % with non-linear loads.

High availability

- Field-proven technology.
- Fault-tolerant architecture with redundancy of basic functions, such as the ventilation system.
- Easy maintainability reduces MTTR thanks to pull-out sub-assemblies and front access all components.
- Accurate diagnostics guarantee power supply to the load.
- Cascade failure prevention for parallel systems.
- Mechanical & electrical robustness for industrial environments.
- Soft start capability (ramp up) of the IGBT inverter allows a good operation even with a genset.
- Specifically designed to be adapted to different industrial environment: high IP protection options, high peak current capability, long back up time...

Cost-effective equipment

The «clean» IGBT rectifier allows:

- a high efficiency,
- a high and constant input power factor,
- a low THDi.

These characteristics help to limit the dimensions of upstream network infrastructure.

- Possibility to create new neutral system without additional losses (extra transformer required on by-pass line only).
- High short-circuit capability simplifies downstream protective devices.
- High power density: its small footprint saves space on your premises.
- Mains connection of the rectifier requires only 3 cables (no neutral).
- Battery connection to UPS requires only 2 cables.

User-friendly operation

- A control panel with graphic display for more ergonomic operation.
- An array of «com-slot» plug-in communication interfaces, for upgrading your operating requirements evolution.

Simplified maintenance

- An advanced diagnostic system.
- A remote access device connected to the remote maintenance centre.
- Easy access to subassemblies and components, facilitating tests and reducing maintenance time (MTTR).

The solution for

- > Data centre
- > Healthcare
- > Energy
- > Infrastructure & Transport
- > Industry

Strong points

- > High quality power supply
- > High availability
- > Cost-effective equipment
- > User-friendly operation
- > Simplified maintenance

Conformity to standards

- > IEC/EN 62040-1, IEC/EN 62040-2
- > AS 62040.1.1, AS 62040.1.2, AS 62040.2
- > CE
- > RCM (E2376)

Advantages



Expert services

We offer services to ensure your UPS highest availability:

- > Commissioning
- > On-site intervention
- > Preventive maintenance visits
- > 24-hour call out and rapid on-site repairs
- > Maintenance packages
- > Training



www.socomec.com/services

Standard communication features

- Dry-contact interface (configurable voltage-free contacts).
- 3 slots for communication options.

Parallel systems

- Distributed or centralized bypass for parallel architecture up to 6 units.
- Redundant systems ("1+1" and "n+1").
- "2n" architecture with Static Transfer Systems.

General characteristics

- Backfeed protection: detection circuit.
- Standard interface:
 - 3 inputs (emergency stop, generating set, battery protection),
 - 4 outputs (general alarm, back-up, bypass, preventative maintenance needs).

Electrical options

Electrical options:

- EBS (Expert Battery System)(2).
- ACS synchronisation system for 2n architecture.
- Redundant electronic power supplies.
- Hot plug option (increase the power keeping the load supplied in double conversion).
- Long back up time rectifier.

Mechanical options:

- Reinforced IP protection degree.
- Dust filters.
- Fan redundancy with failure detection.
- Top entry connection.
- Reinforced IP protection up to IP52.

Technical data

DELPHYS MP Elite+					
Sn [kVA]	80	100	120	160	200
Pn [kW]	72	90	108	144	180
Input/output	3/3				
Parallel configuration	up to 6 units (distributed or centralised bypass)				
INPUT					
Rated voltage	380V - 400V - 415V ⁽¹⁾				
Voltage tolerance	342 to 460V ⁽²⁾				
Rated frequency	50/60 Hz				
Frequency tolerance	45 to 65 Hz				
Power factor / THDI	0.99 constant / 2.5 % without filter				
OUTPUT					
Rated voltage	380V - 400V - 415V (configurable) ⁽¹⁾				
Voltage tolerance	< 1 % (static load), ± 2 % in 5 ms (dynamic load conditions from 0 to 100 %)				
Rated frequency	50/60 Hz				
Frequency tolerance	± 0.2%				
Total output voltage distortion - linear load	ThdU <2%				
Total output voltage distortion - non-linear load	ThdU <4%				
Short-circuit current on inverter (100ms)	Up to 3.5 In				
Overload	Up to 150% for 1 minute, 125% for 10 minutes ⁽²⁾				
Crest factor	3:1				
BYPASS					
Rated voltage	380V - 400V - 415V				
Voltage tolerance	± 10% (selectable)				
Rated frequency	50/60 Hz				
Frequency tolerance	± 2% (configurable for GenSet compatibility)				
Short-circuit current on by-pass (20ms)	Up to 24 In				
EFFICIENCY					
Online mode	93.5%				
Eco Mode	98%				
ENVIRONMENT					
Operating ambient temperature	from 0 °C up to +40 °C ⁽²⁾ (from 15 °C to 25 °C for maximum battery life)				
Relative humidity	0 % - 95 % without condensation				
Maximum altitude	1000 m without derating (max. 3000 m)				
Acoustic level at 1 m (ISO 3746)	65 dBA				67 dBA
UPS CABINET					
Dimensions W x D x H	1000 x 800 x 1930 mm				
Weight	740 kg	860 kg	1020 kg		
Degree of protection	IP20 (other IP as option)				
Colours	RAL 9006				
STANDARDS					
Safety	IEC/EN 62040-1, AS 62040.1.1, AS 62040.1.2				
EMC	IEC/EN 62040-2, AS 62040.2				
Product declaration	CE, RCM (E2376), UKCA				

(1) Others on demand. (2) Conditions apply.

Communication options

- User-friendly touch-screen multilingual colorgraphic display.
- MODBUS RTU RS485 or MODBUS TCP.
- PROFIBUS / PROFINET gateway.
- BACnet/IP interface.
- NET VISION: professional WEB/SNMP Ethernet interface for secure UPS monitoring and remote automatic shutdown.
- REMOTE VIEW PRO supervision software.
- IoT gateway for Socomec cloud services and SOLIVE UPS mobile app.
- Additional Com-slot extension.

Remote monitoring and cloud services

- SoLink: Socomec 24/7 remote monitoring service connecting your installation to the nearest Socomec Service Centre
- SoLive UPS: mobile app enabling the monitoring of the UPS systems from a smartphone

ITYS EM+

Secure power supply for single-phase emergency systems
2 and 6 kVA

Prime



The solution for

> Industry

Strong points

- > EN 50171 compliant
- > Robust with high availability
- > Flexible autonomy
- > Easy and error-free installation

Conformity to standards

> EN 50171

Certifications and attestations



Expert services

We offer services to ensure your UPS' highest availability:

- > Commissioning
- > On-site intervention
- > Preventive maintenance visits
- > 24-hour call out and rapid on-site repairs
- > Maintenance packages
- > Training



www.socomec.com/services

Function

The EMERGENCY CPSS range (Emergency Central Power Supply System) has been designed to answer your needs in terms of power supply for your safety system. All our Emergency products are compliant with standard EN 50171.

Advantages

EN 50171 compliant

- IP20 enclosure compliant with EN 60598-1.
- Fast battery charge: 80% in 12 hours.
- Battery protection against damage due to a polarity inversion.
- Battery protection against deep discharge.
- Long-life battery with 10-year life expectancy (only for 6 kVA).
- Designed to withstand 120% of the nominal charge during the entire back-up period.

Robust with high availability

- True online double conversion technology (VFI) assures high availability and total load protection in any environmental conditions.
- Reliable solution in a wide operating ambient temperature up to 45°C.
- Standard Over Voltage Control Device (OVCD) protects the UPS and the load from dangerous mains peak-voltages.

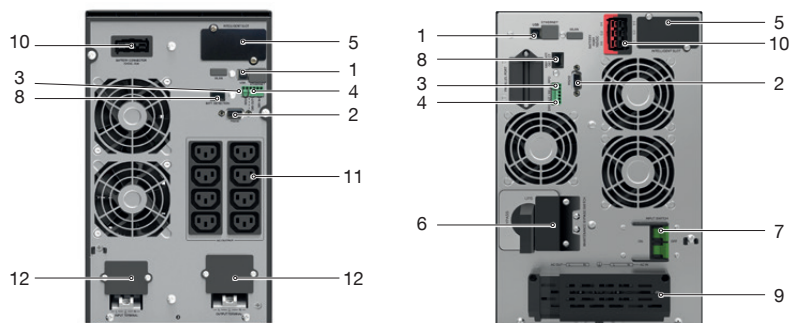
Flexible autonomy

- Modular battery extension flexibility enables limitless autonomy configuration.
- Hot-swap modular battery extension increases back-up - even after installation according to the load criticality to be supplied.
- UPS with powerful battery charger for modular battery extension to:
 - ensure constant and reliable operation using external high capacity batteries,
 - provide power supply continuity during long outages,
 - ensure a fast recharging.

Easy and error-free installation

- Quick and simple installation: no configuration necessary on first startup.
- Compact tower UPS system saves space in the operating environment.
- Installation according to the load criticality to be supplied.

Connections



2 kVA

1. USB serial port
2. RS232 serial port
3. Power off the UPS remotely
4. Dry-contact interface
5. Slot for optional communication boards
6. Manual bypass

6 kVA

7. Input protection (thermal breaker)
8. Battery detection
9. Input and output terminal board
10. Connection for modular battery extension
11. Output sockets
12. Input and output terminal

Technical data

	ITYS EM+	
Model	ITY3-EM020LB-K	ITY3-EM060LB-K
Sn (kVA)	2	6
Pn (kW)	2	6
Pn according to EN 50171 (kW)	1.5	5
Inverter max withstand power EN 50171 (kW)	2	6
Input / output	1/1	
INPUT		
Rated voltage	230 V (1ph+N)	
Voltage tolerance	160 V to 300 V	160 V to 276 V
Rated frequency	50/60 Hz	
Frequency tolerance	± 2%	
Power factor / THDI	> 0.98% / < 5% > 0.99	
OUTPUT		
Rated voltage	220/230/240 V	
Voltage tolerance	± 1%	
Rated frequency	50/60 Hz	
Frequency tolerance	± 0.1%	
Overload UPS designed @ Pn	110% for 5 min. 130% for 5 sec	
Crest factor	3:1	
UPS CABINET		
Dimensions W x D x H	192x428x322 mm	225x416x354 mm
Weight	11 kg	13.5 kg
Protection degree	IP20 (EN 50171)	
Acoustic level (dBA) 1m (ISO 3756)	< 52	
BATTERY		
Type	VRLA with 5-year life expectancy	VRLA with 10-year life expectancy
Charging capability	80% of back-up time in 12h	
STANDARDS		
CPSS	EN 50171	
Safety	EN 62040-1	
EMC	EN 62040-2	
Performance	EN 62040-3	
Product certification	CE, UKCA	

General characteristics

- Embedded dry-contact interface.
- Input mains switch breaker.
- Connection for battery extension modules.
- Power off the UPS remotely.
- Internal temperature sensor.

Standard communication features

- 1 slot for communication options.
- Dry-contact card according to EN 50171.
- USB port for UPS management based on HID protocol.
- MODBUS RTU (RS232).
- LOCAL VIEW software for local UPS monitoring and shutdown for Windows, Linux and MAC OSX.
- Clear and uncluttered LCD interface for easy UPS monitoring, even for less specialist users.



EN 038 A

Communication options

- NET VISION: professional WEB/ SNMP Ethernet interface for secure UPS monitoring and remote automatic shutdown.
- Environmental Monitoring Device (EMD).
- REMOTE VIEW PRO supervision software.

MASTERYS EM+

Reliable central power supply system
from 10 to 120 kVA



The solution for

- > Airports
- > Railways and bus stations
- > Schools and universities
- > Hospitals
- > Shopping centres
- > Cinemas and theatres
- > Museums
- > Public buildings
- > Office buildings
- > Hotels

Compliance with standards

- > EN 50171

Certifications and attestations



Expert services

We offer services to ensure your UPS' highest availability:

- > Commissioning
- > On-site intervention
- > Preventive maintenance visits
- > 24-hour call out and rapid on-site repairs
- > Maintenance packages
- > Training



www.socomec.com/services

The EMergency CPSS range (Emergency Central Power Supply System) has been designed to answer your needs in terms of power supply for your safety system. All our Emergency products are compliant with standard EN 50171.

EN 50171 compliant

- IP20 enclosure compliant with EN 60598-1.
- Fast battery charge: 80% in 12 hours.
- Battery protection against damage due to a polarity inversion.
- Battery protection against deep discharge.
- Long-life battery with 10-year life expectancy.
- Designed to withstand 120% of the nominal charge during the entire back-up period.

Easy and error-free installation

- All-in-one solution: for internal batteries configurations (10/15/20 kVA), the UPS and batteries are in the same cabinet (only 1 cabinet to connect).
- Simplified connections: the connections are carried out in the factory and the batteries are pre-tested and ready to work.

Simplified maintenance

- Innovative maintenance thanks to brick swap architecture that limits the MTTR - the repairs are 5 times faster than legacy UPS.
- Totally front access maintenance for quick and easy repairs.
- Standard Over Voltage Control Device (OVCD) protects the UPS and the load from dangerous mains peak-voltages.

Ready to be connected

- IoT ready device for access to connected services.
- Real time UPS monitoring thanks to the SoLive App:
 - current UPS status,
 - alarm history,
 - battery level,
 - UPS temperature,
 - battery back-up time in minutes.
- SoLink 24/7: remote monitoring connected service is a permanent connection between the CPSS and the nearest Socomec Service Centre.

System features

- Dual input mains.
- Internal maintenance bypass switch.
- Input mains switch breaker.
- Output switch breaker.
- Auxiliary mains switch breaker.
- Backfeed protection: detection circuit.
- Full compatibility with generators.
- Long-life battery.

Standard communication features

- 3.5" multilanguage graphic display.
- 2 slots for communication options.
- USB port for downloading UPS report and log file.
- Ethernet port for service purposes.

Communication option

- Dry-contact interface (according to EN 50171).
- MODBUS RTU RS485 or TCP.
- PROFIBUS gateway.
- BACnet/IP interface.
- NET VISION: professional WEB/SNMP Ethernet interface for secure UPS monitoring and remote automatic shutdown.
- REMOTE VIEW PRO supervision software.
- IoT gateway for Socomec cloud services and SoLive UPS mobile app.
- Remote touch-screen panel.

System options

- Internal backfeed isolation device.
- Common mains coupling bars.
- ACS synchronization system.
- IP21 degree of protection.

Remote monitoring and cloud services

- SoLink: Socomec 24/7 remote monitoring service connecting your installation to the nearest Socomec Service Centre.
- SoLive UPS: mobile app enabling the monitoring of the UPS systems from a smartphone.

Technical data

MASTERYS EM+								
Sn (kVA)	10	15	20	25	30	40	80	120
Pn (kW)	10	15	20	25	27	36	72	108
Pn according to EN 50171 (kW)	10	15	20	25	27	36	72	108
Inverter max withstand power EN 50171 (kW)	12	18	24	30	32.4	43.2	86.4	129.6
Input / output	3/1 3/3			3/3				
INPUT								
Rated voltage	400 V (3ph+N)							
Voltage tolerance	3ph + N 400 Vac (-15/+20%) up to -40% @ 70% of nominal load			3ph + N 400 Vac (-10/+20%) up to -40% @ 70% of nominal load				
Rated frequency	50/60 Hz							
Frequency tolerance	45 ÷ 66 Hz							
Power factor / THDI	> 0.98% / < 3% > 0.99							
OUTPUT								
Rated voltage	220/230/240 V (1ph+N) 380/400/415 V (3ph+N)		380/400/415 V (3ph+N)					
Voltage tolerance	Static: ±1% Dynamic: VFI-SS-111 (EN62040-3) compliant							
Rated frequency	50/60 Hz							
Frequency tolerance	±0.01% (on mains power failure)							
Overload UPS designed @ Pn	125% for 10 min. 150% for 1 min							
Crest factor	3:1							
UPS CABINET								
Dimensions W x D x H	444x800x1400 mm						600x850x1400 mm	
Weight	without batteries 89 kg with internal batteries 333/430/527/624 (2/3/4/5 shelf) kg		89 kg	95 kg	186 kg	240 kg		
Protection degree	IP20 (EN 50171)							
Acoustic level (dBA) 1m (ISO 3756)	< 43			< 49		59	63	
BATTERY								
Type	VRLA with 10-year life expectancy							
Charging capability	80% of back-up time in 12h							
STANDARDS								
CPSS	EN 50171							
Safety	EN 62040-1							
EMC	EN 62040-2							
Performance	EN 62040-3							
Product certification	CE, UKCA							

DELPHYS EM

Secure power supply for emergency systems
160 and 200 kVA



DELPHYS_201.F80

Function

The EMERGENCY CPSS range (Emergency Central Power Supply System) has been designed to answer your needs in terms of power supply for your safety system. All our EMERGENCY products are compliant with standard EN 50171.

Advantages

A complete solution for your emergency systems

The EMERGENCY CPSS products are intended to ensure energy supply to emergency escape lighting in the event of mains supply failure. Depending on the local legislation, it may be suitable for energizing other essential safety equipment, such as:

- electric circuits of automatic fire extinguishing installations,
- paging systems and signaling safety installations,

- smoke extraction equipment,
- carbon monoxide warning systems,
- special safety installations related to specific buildings, e.g. high-risk areas.

The wide range is suitable for all standard needs. For non-standard requests, our team of experts is on hand to adapt the products to your needs.

The solution for

- > Healthcare
- > Industry

Strong points

- > A complete solution for your emergency systems

Conformity to standards

- > EN 50171
- > IEC/EN 62040-1, IEC/EN 62040-2
- > CE



Certifications and attestations



Expert services

We offer services to ensure your UPS highest availability:

- > Commissioning
- > On-site intervention
- > Preventive maintenance visits
- > 24-hour call out and rapid on-site repairs
- > Maintenance packages
- > Training



www.socomec.com/services

General characteristics

- IP20 metal enclosure compliant with EN60598-1.
- Battery charging: 80% in 12 hours.
- Battery protection against the damage due to a polarity inversion.
- Battery protection against deep discharge.
- Long-life battery with 10-year life expectancy.
- Designed to withstand 120% of the nominal charge during the entire back-up period.
- Specific dry contacts & monitoring for EMergency system.

Electrical options

- Transformer embedded in the UPS enclosure.
- Connection to downstream IT earthing system.
- Eco mode to reach up to 98% efficiency.
- Other types of battery available.

Standard communication features

- User-friendly 7" touch-screen multilingual colour graphic display.
- Slots for communication options.
- Dry-contact interface (configurable voltage-free contacts).

Communication options

- Dry-contact interface (configurable voltage-free contacts).
- MODBUS RTU RS485 or MODBUS TCP.
- NET VISION: professional WEB/SNMP
- Ethernet interface for secure UPS monitoring and remote automatic shutdown.
- REMOTE VIEW PRO supervision software.

Technical data

DELPHYS EM			
Sn (kVA)	160		200
Pn (kW)	144		180
Pn according to EN 50171 (kW)	120		150
Input / output	3/3		
INPUT			
Rated voltage	400 V 3ph		
Voltage tolerance ⁽¹⁾	240 V to 480 V ⁽¹⁾		
Rated frequency	50/60 Hz		
Frequency tolerance	± 10%		
Power factor / THDI	0.99 / < 3%		
OUTPUT			
Rated voltage	400 V		
Voltage tolerance	static load ±1 % dynamic load in accordance with VFI-SS-111		
Rated frequency	50/60 Hz		
Frequency tolerance	± 2 % (configurable from 1 % to 8 %)		
Overload UPS designed @ Pn	110% for 10 min, 135% for 1 min		
Crest factor	3:1		
UPS CABINET			
Dimensions W x D x H	700 x 800 x 1930 mm		
Weight	480 kg		500 kg
Protection degree	IP20 (EN 50171)		
Acoustic level 1m (ISO 3756)	< 68 dBA		
BATTERY			
Type	VRLA with 10-year life expectancy (optional in external cabinet)		
Charging capability	80% of back-up time in 12h		
STANDARDS			
CPSS	EN 50171		
Safety	EN 62040-1		
EMC	EN 62040-2		
Performace	EN 62040-3		
Product certification	CE		

(1) Condition apply


socomec
Innovative Power Solutions



DELPHYS GP

Green Power 2.0

UPS



Complementary solutions

Communication and connectivity

Management solutions	<i>p. 98</i>
NET VISION.....	<i>p. 100</i>
UPS connection kit.....	<i>p. 101</i>





Back-up storage

Battery storage systems.....	<i>p. 102</i>
Battery cabinets.....	<i>p. 104</i>
<i>W-BMS</i>	<i>p. 106</i>
<i>Li-Ion Battery</i> UPS.....	<i>p. 108</i>

Innovative back-up storage solutions for UPS systems, Power Distribution Units to distribute electricity to servers and IT equipment, communication and connectivity solutions for system management and data integrity.

Communication and connectivity

The ideal solution for integrated system management and data integrity

Your application	Your need	Our Communication solution
	<ul style="list-style-type: none"> Local UPS monitoring Local PC shutdown management 	<h3>LOCAL VIEW</h3> <ul style="list-style-type: none"> Local UPS monitoring software. USB or RS-232 serial port. Clear, immediate and detailed information on the status of the UPS. Automatic system shutdown in the event of a prolonged power cut. Protection from data loss and system damage. For Microsoft Windows, Linux and MacOS. Free download from www.socomec.com
	<ul style="list-style-type: none"> Remote UPS monitoring Remote server shutdown management <ul style="list-style-type: none"> Remote server, hosts and virtual machine shutdown management 	<h3>NET VISION</h3> <ul style="list-style-type: none"> Ethernet interface for remote UPS monitoring and server-based workstations shutdown management via web browser. Specifically designed for business networks. Direct interface between the UPS and Ethernet network with no dependence on the server. Compatible with all networks and most operating systems. IoT ready for Socomec Cloud Applications Solve UPS mobile app' compliance. <h3>JNC</h3> <ul style="list-style-type: none"> Software for controlled network server shutdown. Shutdown Client installed on the remote server: <ul style="list-style-type: none"> warns user during shutdown procedure, can execute specific script before shutting down the Operating System, performs Operating System shutdown. For Microsoft Windows, Linux and MacOS operating systems. Free download from www.socomec.com
	<ul style="list-style-type: none"> UPS and STS supervision 	<h3>REMOTE VIEW PRO</h3> <ul style="list-style-type: none"> Supervision software dedicated to UPS or STS provided with Ethernet connection and SNMP protocol. Remote UPS and STS monitoring from any computer connected on the same network, LAN or WAN architecture via web browser. Compliant with all SOCOMECEC UPS and STS and with almost all UPS manufacturers using RFC1628 MIB file. Compliant with Windows server with Internet Information Service.
	<ul style="list-style-type: none"> Communication capability in various environments 	<h3>COMMUNICATION INTERFACES</h3> <ul style="list-style-type: none"> Compatible with industrial PROFIBUS and PROFINET systems. Compatible with BACNET BMS monitoring. MODBUS TCP compliancy for SCADA system.

Communication and connectivity

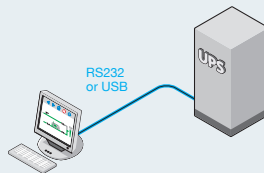
Management solutions

The ideal solution for integrated system management and data integrity

UPS range compatibility

Main features

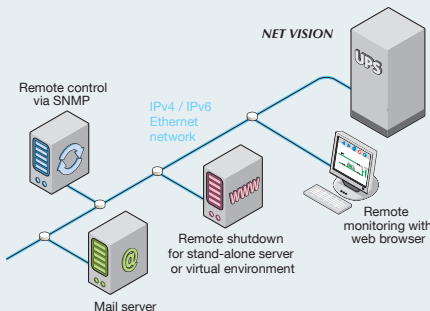
- Automatic UPS recognition.
- UPS, battery and load monitoring.
- Alarms notification on local screen.
- Battery test control.
- Local PC shutdown + test procedure.
- Measurements and UPS event logs.
- Email notification.
- Automatic updates via Internet.



- NETYS PL
- NETYS PE
- NETYS PR
- NETYS RT
- OFYS RT
- ITYS
- MODULYS

Main features

- Secure network connection.
- Multi-user login.
- Email notification.
- SNMP agent TRAP notification.
- WakeOnLan to restart server.
- Control access protected by firewall.
- NTP to synchronise UPS clock.
- JNC protocol for servers shutdown, in addition to JNC or VIRTUAL-JNC shutdown software.



- NETYS PR
- NETYS RT
- OFYS RT
- ITYS
- MODULYS
- MASTERYS
- DELPHYS

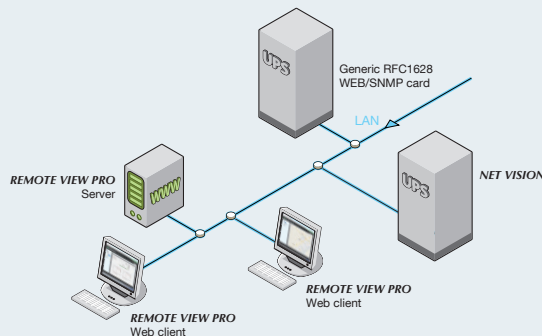
VIRTUAL JNC

- Software for controlled virtual machines and Hosts shutdown.
- Shutdown Client installed on a Windows Virtual Machine:
 - warns user during shutdown procedure,
 - stops Virtual Machines in specific order or time delay,
 - performs Host shutdown.
- For Microsoft Hyper-V, VMware, XenServer and NUTANIX.
- Free download from www.socomec.com



Main features

- Browser user interface.
- UPS and STS synoptic display.
- Event and history log.
- Multi-user and Multi-site access.
- Picture or Google map background.
- Reports and email notification.
- License:
 - Free (up to 10 devices)
 - Silver (up to 200 devices)
 - Gold (more than 200 devices)



- NETYS PR
- NETYS RT
- ITYS
- MODULYS
- MASTERYS
- DELPHYS
- STATYS

MODBUS TCP and BACnet

Ethernet interface to communicate with BMS systems. All UPS information can be remotely accessed.



PROFIBUS / RS485 MODBUS RTU


Communicate with PLC or automation systems. All UPS information can be remotely accessed.



- MODULYS
- MASTERYS
- DELPHYS

NET VISION

Network card for UPS management IoT Gateway for access to digital services



NETV_001_EPS

The solution for

- > Data centre
- > Industry
- > Building

Strong points

- > Simplified equipment management
- > Secure access and encrypted connections
- > Access to digital services

Function

Net Vision is a communication interface designed for enterprise networks that enables a direct and secure connection between the UPS and the Ethernet network. This connection provides a wide range of network services, including UPS monitoring, event notifications, the automatic shutdown of servers powered by the UPS and many other services. Net Vision also serves as an IoT gateway, granting access to a comprehensive array of digital services. It is compatible with all UPS ranges equipped with a communication slot.

Advantages

Simplified equipment management

- Ethernet 10 / 100 Mb / 1Gb (RJ 45) connectivity.
- User-friendly web interface dedicated to UPS monitoring.
- UPS supervision via SNMP protocols v1, v2c, and v3.
- Remote shutdown of standalone servers (compatible with JNC software) or virtual environments (compatible with VIRTUALJNC software).
- Event notification via email.
- Additional services available, such as SYSLOG, RADIUS, NTP, and SSH.
- Environmental monitoring (temperature and humidity sensor with the EMD option).

Secure access and encrypted connections

- Enhanced security with encrypted protocols (TLS 1.3).
- Usage of certificates for HTTPS connection.
- Robust password policy: access blocked after multiple attempts, access for a limited period.
- Adherence to the cybersecurity guidelines of ISO/IEC 62443-4-2 standard.
- Cybersecurity test certificate by a thirdparty company.


Access to digital services

As an IoT gateway, Net Vision grants access to a comprehensive array of digital services through the Socomec cloud environment, including:

- SoLive, Socomec's free mobile app for the remote monitoring of your UPS.
- 24/7 UPS remote monitoring by Socomec experts with a quarterly health status report for your UPS.
- SoLive Pro, enabling you to create custom dashboards within the Socomec cloud environment.
- SoData, a cloud-to-cloud solution that integrates your UPS into your cloud environment using data stored in the Socomec cloud.

UPS connection kit

All-in-one package to enable digital connections and IoT services for your UPS



GAMME_BRO_PSD

Strong points

- > Simplified digital services integration & seamless scalability
- > Cyber security attested
- > Wide compatibility

Function

This UPS connection kit provides key interfaces and gateways, facilitating communication with external systems such as local edge, cloud and mobile services in order to gather the real-time data necessary for the improvement of asset management and service performance - unlocking the true power of your digital transformation. The kit includes:

- NetVision Ethernet card:
 - EDGE connectivity via LAN for UPS local monitoring and orderly shutdown.
 - Permanent Cloud IoT connectivity for UPS remote monitoring combining 24/7 expert service monitoring and free download mobile app.
- USB-Bluetooth dongle:
 - Temporary on-demand connection via Mobile Telecom Network.
 - Innovative remote service operation – whether planned or unplanned troubleshooting.

Advantages

Simplified digital services integration & seamless scalability

Access to the full suite of smart digital services that accompany lifecycle management for deployment at any time:

- Installation.
- Operation.
- Maintenance.

The kit includes simplified and visual documentation to kick-start the digital experience with user-friendly guides and illustrations.

Cyber security attested

Third-party certifications.

Wide compatibility

The connection kit integrates your UPS into the digital ecosystem and has been designed to be compatible with most Socomec UPS ranges:

- MASTERYS BC+, GP4, EM.
- MODULYS XS, GP, XM, XL.
- DELPHYS GP, XL.

For new generation UPS, the kit enables access to all digital services for asset lifecycle management and even remote service operation.

Furthermore, it also enables previously installed units to be easily retrofitted, providing access to the main digital functionalities.

Contact us for more details.

Battery storage systems

Batteries

These are electrochemical devices that store energy chemically and convert it into electricity.

Their use with UPS systems involves several batteries being connected in series (string) to reach the DC stage voltage required by the UPS. Strings are often connected in parallel to increase runtime in the event of a mains outage and/or for redundancy.

Batteries can be installed within the UPS (normally for small UPS systems) or assembled in external cabinets or on shelving. The batteries available for use with UPS systems include:

- Normal/long life VRLA batteries with flame-retardant containers.
- Long life open-vented lead batteries with flame-retardant containers.
- Long life nickel-cadmium (NiCd) batteries for special applications.
- Lithium-ion (Li-ion) batteries with integrated monitoring and equalisation system.

VRLA batteries

VRLA (Valve Regulated Lead Acid) batteries are lead batteries with a sealed safety valve container for releasing excess gas in the event of internal overpressure.

Their development was aimed at limiting the emission of hydrogen into the atmosphere and to avoid the use of liquid electrolyte. The liquid electrolyte is replaced by gel electrolyte (GEL technology) or absorbed inside the separators (AGM technology) to prevent acid leaking.

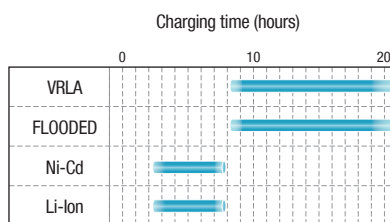
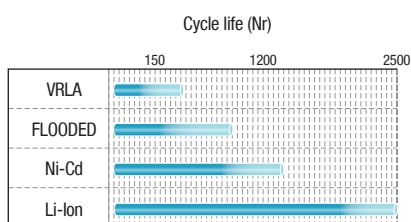
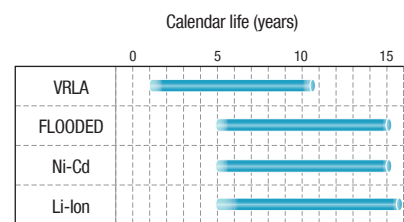
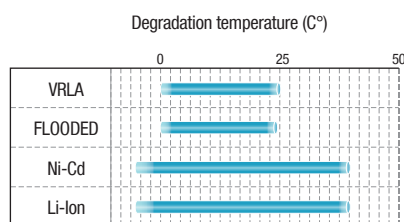
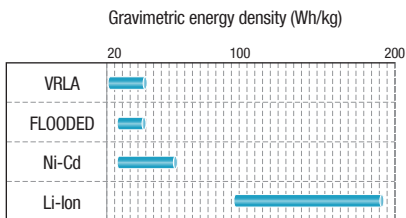
Sealed batteries do not allow for water to be added to the electrolyte, therefore the evaporation of the water contained in the electrolyte, due for example to high room temperatures or internal heating as a result of charging/discharging cycles, decreases their lifetime.

Open-vented lead batteries

These batteries are made with lead-based electrodes and immersed in a liquid electrolyte comprising water and sulphuric acid. They have an expected lifetime of 15-20 years and statistically are very reliable until at least halfway through their lifetime. Subsequently, a cell short circuit may occur, causing a slight reduction in the runtime but this does not cause a critical situation. Using a liquid electrolyte has some disadvantages, such as shelf installation instead of cabinets to enable electrolyte top-ups and regular inspections, and requires a suitably ventilated dedicated room for reasons of safety.

Nickel-Cadmium batteries

NiCd technology uses alkaline liquid electrolyte and is especially robust and reliable. These batteries are designed to operate in difficult environmental conditions and support demanding work cycles (frequent charging/discharging), and are usually installed in dedicated rooms on shelving that enables the electrolyte to be topped up. As Cadmium is toxic the use of this type of battery is limited. Furthermore, the requirement for regular complete discharge cycles restricts the number of possible applications with UPS systems.



Lithium-ion batteries

The Lithium-Ion battery (or Li-Ion battery or LIB), introduced commercially in 1991, has three main components: the positive and negative electrodes and the electrolyte.

The negative electrode (anode) is primarily composed of graphite. A Li-Titanate anode (which can be combined with any other cathode) has also been developed for better safety and battery performance, but with a significantly lower energy density.

The positive electrode (cathode) is composed of a metal oxide.

The Lithium-Cobalt oxide (LCO) offers a higher energy density but presents safety risks, especially when damaged. This chemical composition is widely used in consumer electronics.

The lithium iron phosphate (LFP), the lithium manganese oxide (LMO) and the lithium nickel manganese cobalt oxide (NMC) batteries offer a lower energy density, but are inherently safer.

The electrolyte is composed of a lithium salt in an organic solvent.

The rapid evolution of the Lithium-Ion battery technology over the last decade - due to its wide use in many markets such as electric vehicles, Energy Storage Systems and consumer electronics - has provided several advantages, such as energy efficiency, environmental friendliness, and space savings. These aspects contribute to the reduction of the Total Cost of Ownership of many UPS applications and provide a reliably available back-up power solution in a reduced footprint, with an extended life time and reduced maintenance.

Ensuring permanent power supply for business continuity whilst reducing the Total Cost of Ownership is a main concern for any critical infrastructure.

Li-Ion batteries bring significant advantages in UPS applications, including the considerable reduction in weight and floor space for the same runtime, the possibility of recharging them quickly, and their long cyclic and calendar lifetime.

VRLA battery cabinets

The value of your back-up time
from 10 to 900 kVA



Complementary pages

- > DELPHYS BC
- > DELPHYS GP
- > DELPHYS EF
- > DELPHYS MP Elite+
- > MASTERYS BC+
- > MASTERYS BC+ FLEX
- > MASTERYS GP4
- > MASTERYS GP4 RACK
- > MASTERYS IP+
- > MASTERYS EM+
- > MODULYS GP
- > MODULYS RM GP
- > MODULYS XS
- > MODULYS XL

Total protection during downtime

- Designed to satisfy and respect safety protection standards.
- The right size of protection device tailored to your power rating.
- Robust cabinet.
- Normal and long-life batteries.
- Compatible with different battery brands.
- Chemical safety means shelves protected against corrosion of H_2SO_4 that can cause risks of electric shock and short circuit (fire).
- Designed according to the specific UPS model for easy connections, correct recharge current and appropriate discharge rating to optimize battery life.
- Modular hot-swap battery cabinets with string protection and individual string disconnection.

Easy installation and maintenance

- Frontal switch/breaker protection.
- Frontal input output connections.
- Easy battery replacement.
- Suitable for rigid cables and cable-glands.
- Suitable for tripping coil contact (on request).
- Height aligned with UPS.

Electrical protection coordination for your safety

Battery protection is essential for safety. We perform tests in our laboratories under abnormal conditions (i.e. short-circuit) to guarantee the maximum safety for the installation.

As batteries can cause fire if the protection is not adequate, we test all battery protections in real operating conditions.

- Switch/Breaker with fuse.
- Magnetothermal MCCB.

The protective devices are sized according to the UPS and to the battery short-circuit current.

Technical data

Standard degree of protection	IP20 (according to IEC 60529)
Optional degree of protection	IP32 ⁽¹⁾
Operating temperature	0 ÷ 40 °C (+15 ÷ +25 °C recommended for long battery life ⁽¹⁾)
Ambient storage and transport temperature	-5 °C ÷ +40 °C max (recommended: 25 °C)
Relative humidity (condensation-free)	up to 95%
Product declaration	CE

⁽¹⁾ Versions with a higher degree of protection and versions with a wider operating temperature range are available on request.

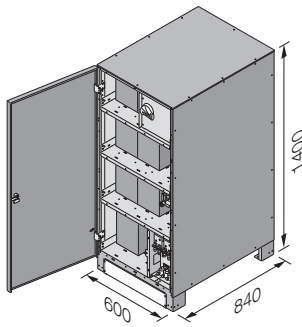
Please contact SOCOMEC for specific battery brands and custom solutions.

VRLA battery cabinets

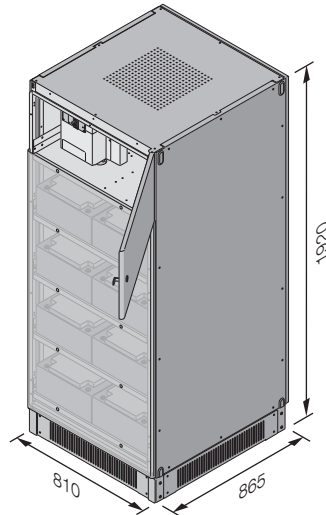
The value of your back-up time
from 10 to 900 kVA

Dimensions⁽¹⁾

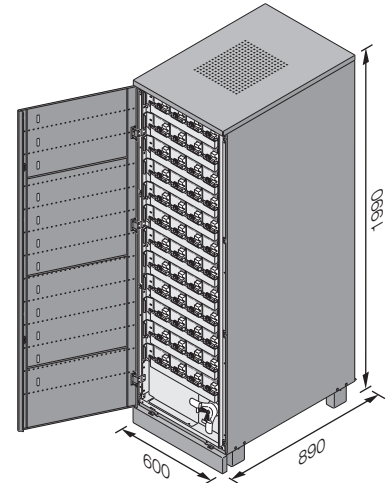
Small Masterys battery cabinet



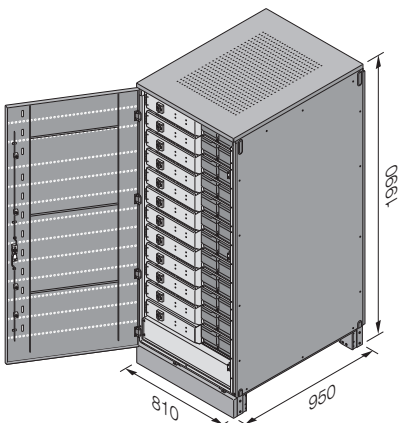
Masterys and Delphys battery cabinet



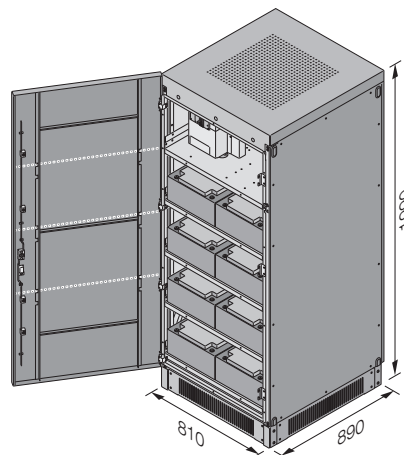
Modular hot-swap battery cabinet - small capacity



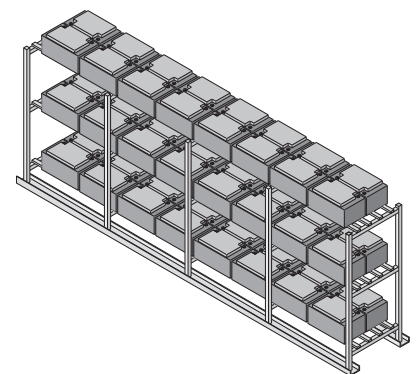
Modular hot-swap battery cabinet - medium capacity



Modular battery cabinet - large capacity



Battery Rack



⁽¹⁾ The dimensions specified refer to standard battery cabinets.
Custom solutions are available on request. Please check with your local sales office.

W-BMS

Wireless Battery Monitoring System for VRLA batteries



COOLV187A

Technology

- > Radio frequency

Technical advantages

- > Easy to use
- > Easy to set up
- > Trend analysis to guard against breakdowns
- > Remote monitoring
- > Remote alarm notification
- > Data acquisition
- > Analysis software

The three W-BMS components

- > **CU (Control Unit):**
 - Collects and stores the DAM and IDAM data.
 - Manages the communication with the PC.
 - Sends SMS/E-Mail notifications.
- > **DAM (Data Acquisition Module):**
 - Measures the voltage, the temperature and the internal resistance of each battery.
 - Stores the most significant data.
- > **IDAM (Current Acquisition Module):**
 - Measures the current of either a battery or a string of batteries.
 - Stores the most significant data.

The battery is a key component in the operation of a UPS

W-BMS, the SOCOMEC Battery Monitoring System, is an effective battery monitoring solution which maximizes the availability of the supply in applications where power continuity is vital.

Because 75% of uninterruptible power supply (back-up power supply) system breakdowns are down to batteries, the reliability of these components is a key feature of your electrical system. Therefore, accurate, detailed monitoring of their operating condition is vital. This actually guarantees maximum continuity of the supply to the system's critical loads, loads which cannot tolerate even a brief interruption let alone a prolonged power cut.

Anticipate malfunctions

W-BMS is a vital tool in the continuous supply of critical systems and performs preventative battery monitoring.

This solution provides the opportunity to eliminate any unscheduled power cut due to battery failure.

Make cost savings

W-BMS enables you to make operating savings by:

- Improving UPS uptime.
- Reducing maintenance operations by 75%.
- Maximizing battery return on investment.
- Anticipating battery malfunctions.
- Guaranteeing the safety of maintenance personnel.

Ensure the continuity and safety of the supply to critical loads

It is vital to always know the operating status of the lead acid batteries supplying critical applications. W-BMS ensures that these are in good condition and will work when you need them. Unlike other battery monitoring systems, W-BMS has been specifically designed to monitor the impedance of the different battery monoblocs every day. By avoiding the time-consuming and potentially dangerous manual method of testing individual batteries, W-BMS increases the likelihood of identifying a power failure and greatly increases the safety of maintenance personnel.

Close battery monitoring

Most battery monitoring systems perform an impedance test once a week or once a month. However, a battery can fail in as little as two days. It is therefore vital that your system monitors your batteries much more frequently.

W-BMS has been designed to monitor the impedance of each of the battery packs or cells 24/7.

Modular design and central monitoring

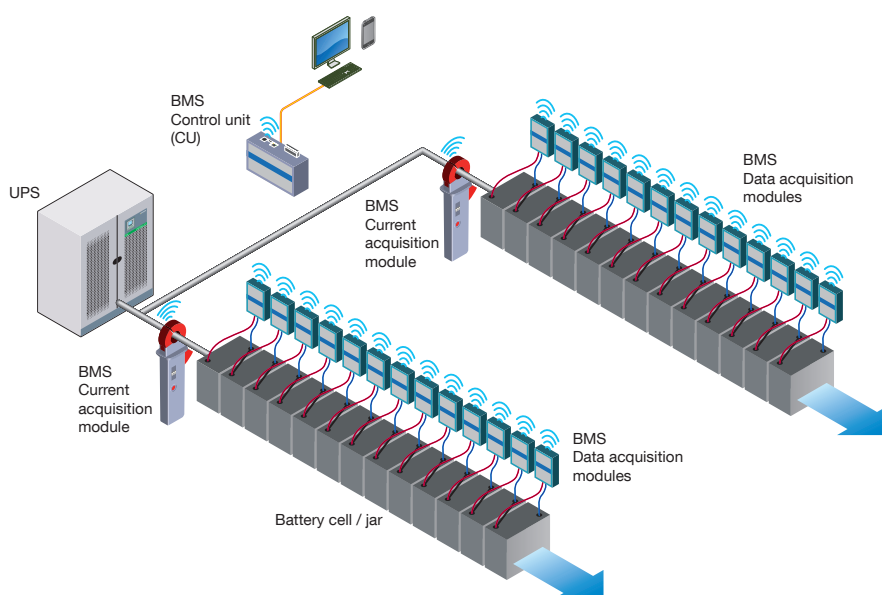
W-BMS is the only battery monitoring system that can monitor different voltage monoblocs or different types of batteries (for example generator batteries) centrally.

W-BMS is the easiest battery monitoring system to install and maintain.

Scalable and simple

Whether you want to add a battery branch, a part or a building, the W-BMS system offers you a vital modular system to future-proof your system.

With only three main components, expanding your system is easy. No rewiring is required and the components can even be moved to cope with your new architecture. Similarly, you can extend your system to cover your auxiliary batteries (for generator batteries, for example). W-BMS can be adjusted to cope with any changes and is a flexible, permanent solution. Your return on investment is thus guaranteed.



BMS 001 GB

Control Unit (CU)		
Supply voltage	4.5 ÷ 5.5 VDC (external power supply or USB port)	
Current consumption	500 mA max	
Digital input	2x (opto-isolated)	
Digital output	2x (dry-contact)	
Data storage	microSD card	
Number of battery blocks	up to 1024 (full version), up to 50 (light version)	
Connectivity	Ethernet, Modbus/TCP, USB, GSM (SIM-card not included)	
Data Acquisition Module (DAM)		
Model	L type	H type
Rated voltage	2 VDC	12 VDC
Voltage range	1.5 ÷ 5.5 VDC	5 ÷ 18 VDC
Acoustic level at 1 m (ISO 3746)	80 mA @ 2 VDC	30 mA @ 12 VDC
Measurements	voltage, impedance, temperature	
Battery connection	blade connector (faston), ring or alligator clip	
Current Acquisition Module (IDAM)		
Model	type 1	type 2
Rated current	300 A	600 A
Supply voltage	9 ÷ 18 VDC (external power supply or battery)	
Current consumption	50 mA	
Current range	up to 300 A	up to 600 A

Li-Ion Battery UPS

Compact innovative power protection solution

Based on field proven technology, Socomec's LI-ION BATTERY UPS provides a robust and sustainable solution that offers several advantages over traditional valve-regulated, lead acid batteries.

To maximise the power system's availability and reduce the consequences of battery failure, the LI-ION BATTERY UPS is equipped with an embedded interactive control system that provides accurate and individual cell monitoring.



The solution for

- > Data centres
- > IT infrastructures

High sustainability

Socomec is committed to developing solutions that reduce the environmental impact from the design stage and throughout their entire life cycle.

The LI-ION BATTERY UPS energy system is the latest solution designed for helping environmental sustainability:

- > No toxic materials.
- > REACH / RoHS compliant materials.
- > No gas emissions.
- > No risk of acid leakage.

Thanks to its high energy density, the LI-ION BATTERY UPS saves footprint leaving free space for additional IT equipment or additional rooms to accommodate future power upgrades.

Less sensitive to higher temperatures, the LI-ION BATTERY UPS requires less cooling and hence reduces energy costs.

	High power / energy density	»	More space for servers & IT
	Longer life span	»	Save replacement costs
	Higher working ambient temperature	»	CAP & OPEX savings
	Short recharge time High cycling capacity	»	Higher UPS availability
	Embedded monitoring	»	Increased reliability
	Eco friendly	»	Suitable for green data centres

UPS interaction

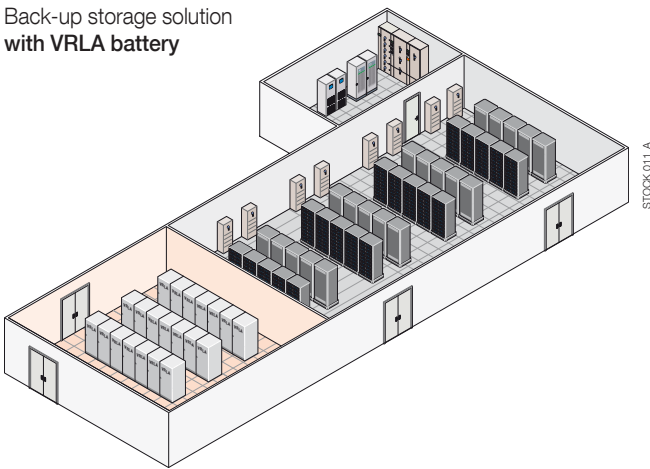
The LI-ION BATTERY UPS solution includes two communication modes depending on the customer's requirements. A basic communication via dry-contacts or an interactive control system to check and manage all the parameters of the Li-Ion cells (temperature, voltage, current, charging status, etc.) and to dynamically adapt how the UPS operates depending on the status of the LI-ION BATTERY.

The UPS interaction guarantees the most reliable performance and improves the system's availability by:

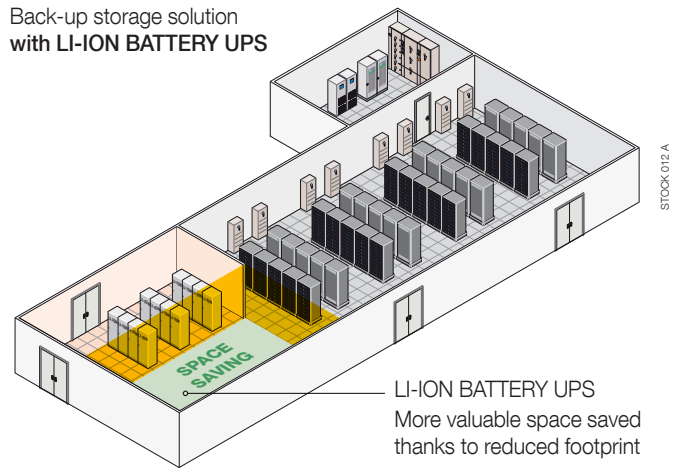
- ensuring a proper control of the LI-ION BATTERY,
- preventing any irreversible overcharge failure,
- performing automatic corrective actions in case of any critical conditions that can affect battery performance.

Footprint comparison with VRLA battery

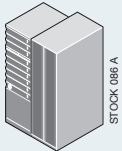
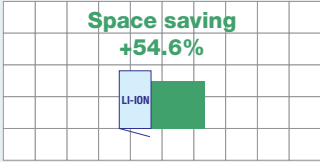
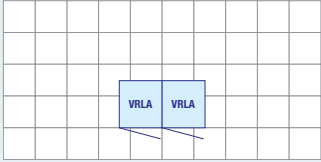
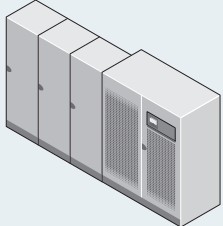
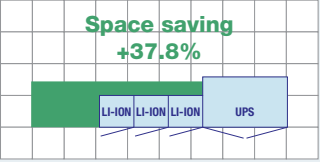
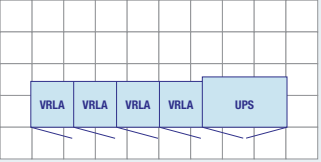
Back-up storage solution with VRLA battery



Back-up storage solution with LI-ION BATTERY UPS



LI-ION BATTERY UPS
More valuable space saved thanks to reduced footprint

LI-ION BATTERY UPS Examples of configurations ⁽¹⁾	Footprint	
	LI-ION BATTERY UPS	VRLA BATTERY
 <p>STOCK 088 A</p> <p>Power: 200 kW Back-up time: 13 min</p>	 <p>STOCK 089 A</p> <p>Footprint: 0.95 m²</p>	 <p>STOCK 090 A</p> <p>Footprint: 1.96 m²</p>
 <p>STOCK 014 A</p> <p>Power: 450 kW Back-up time: 9 min</p>	 <p>STOCK 017 A, GB</p> <p>Footprint: 2.69 m²</p>	 <p>STOCK 020 A, GB</p> <p>Footprint: 4.32 m²</p>

(1) Other configurations: please contact us.



1

2

3

MODULYS XL

Manufacturer maintenance and services

Project consultancy

Short-term UPS rental	<i>p. 112</i>
-----------------------------	---------------

Commissioning

Single-phase and three-phase UPS	<i>p. 113</i>
MASTERYS UPS from 10 to 40 kVA	<i>p. 114</i>
STATYS Static Transfer System (STS)	<i>p. 115</i>

Maintenance contracts

Single-phase and three-phase UPS	<i>p. 116</i>
STATYS Static Transfer System (STS)	<i>p. 117</i>

Optional services for maintenance contract

Preventive maintenance visit	<i>p. 118</i>
Emergency service 24/7	<i>p. 119</i>
SoLink - Socomec experts 24/7 UPS remote monitoring	<i>p. 120</i>
Remote troubleshooting problem solving securely and instantly	<i>p. 122</i>
Consumable replacement	<i>p. 123</i>
Battery care	<i>p. 124</i>
Battery replacement	<i>p. 126</i>



Project consultancy

short-term UPS rental



SITE 789A

For guaranteed high quality, uninterrupted electrical energy - where and when you need it most - Socomec UPS Rental is the ideal short-term critical power solution for rapid response deployment.

Immediate UPS availability: over 200 standard UPS across all power ranges (from 1 to 500kVA) are in-stock, ready to be fast-tracked to your site.

Flexible rental options: because every situation is unique, Socomec offers a flexible approach to rental periods, from just one week up to several months and beyond – with easy extension options.

All-inclusive solution: as the industry experts, Socomec will take care of all aspects of the UPS shipping, commissioning and maintenance – right through to removal and return transportation - making deployment quick and easy.

Key points

- > UPS shipped in 4 hours
- > Dedicated transport to customer site
- > UPS commissioning
- > Hot-line technical support
- > Next working day repair service
- > UPS decommissioning and removal
- > Return transport

Benefits

- > First choice: rapid identification of the optimum solution for your unique requirements
- > Fast delivery with express shipment
- > Flexible: rental periods available upwards of just 1 week, with easy extension options
- > Safe: manufacturer standards guarantee compliance and technical performance
- > Cost effective: rental fees are tax deductible as operating expenses*

* According to local tax legislation.

Commissioning


for single-phase and three-phase Uninterruptible Power Supply (UPS)




APPL 1079/ERS

The commissioning of a UPS covers start-up of the equipment, verification of its functions according to its design specifications, and to ensure that it is compatible with the customer's working environment.

Socomec performs the commissioning service within a quality process standard by ensuring that your equipment will be delivered in a safe, reliable and operational condition.



PLACE YOUR
CERTIFICATION
HERE


CERTIFICATION OF "SAFE AND RELIABLE INSTALLATION"

TECHNICAL SUPPORT _____

HOT LINE _____

CONTRACT Nb _____

<small>UPS TYPE</small>	_____
<small>POWER</small>	_____
<small>SERIAL NUMBER</small>	_____
<small>CONFIGURATION (single/parallel)</small>	_____
<small>COMMISSIONING DATE (UPS)</small>	_____
<small>COMMISSIONING DATE (Battery)</small>	_____
<small>VALIDITY OF THE CERTIFICATE (check renewal)</small>	_____

SOCOMECC (www.socomec.com) declares the system has been checked and certified for high quality and availability supply and reserves the right to limit the responsibility in case the start up and the maintenance is not performed by authorised personnel. The present certificate should be renewed on yearly basis.

* Personnel is authorised only if trained by the manufacturer and enabled by a certificate released by the manufacturer. Only authorised personnel can insure Competence, Original spare parts, global diagnostic through appropriate tools, Update of the unit according to new releases.

Key points

- > Work environment inspection
- > Electrical installation check (isolator switch, cabling, circuit breakers etc.)
- > UPS internal and external check
- > System power on and set up
- > Operating test on single UPS and/or parallel system
- > Load bank test (on request)

Benefits

- > Compliance with the various installation standards
- > Completes the Factory Acceptance Test
- > Commissioning traceability
- > Conformity certificate

Remote commissioning

for MASTERYS UPS from 10 to 40 kVA



SYDNEY, AUSTRALIA

The remote commissioning is a service dedicated to installers and system integrators and guarantees that UPS starts up on time.

From now on, this service allow you to benefit an easier scheduling, an operational efficiency and a better time optimisation for you and your customers.

Using an exclusive technology, remote commissioning allows expert Socomec engineers to remotely access your UPS and perform all commissioning tasks with the same level of quality, security and reliability as if they were with you in person.

Maximum speed and flexibility

- Quick commissioning using your mobile phone.
- Eliminate red-tape and bureaucracy.
- No more site access restrictions.
- Intervention scheduling becomes easier to manage.

Access to the best experts

- Remote connection to the product by certified Socomec experts.
- Simple and fully-assisted procedure.

Secure and reliable commissioning

- Highest standard protocols.
- UPS remote access via OTP code.
- On-demand encrypted connection.
- Cyber security audit by certified independent organization.

Reduced costs and carbon impact

- Time saving.
- More cost-effective and eco-friendly than on-site intervention.

Keys points

- > Quick, remote commissioning – anywhere, at any time
- > Same level of services than on-site commissioning
- > Support from certified Socomec specialists
- > Cost efficiency and lower carbon impact

Commissioning

for STATYS Static Transfer System (STS)



The commissioning of an STS covers start-up of the equipment, verification of its functions according to its design specifications, and to ensure that it is compatible with the customer's working environment.

SOCOMEc performs the commissioning service within a quality process standard by ensuring that your equipment will be delivered in a safe, reliable and operational condition.

Key points

- > Work environment inspection
- > Electrical installation check
- > STS internal and external check
- > System power on and set up
- > Ventilation check
- > Operating test

Benefits

- > Commissioning performed in compliance with applicable quality and safety standards
- > Compatibility with your work environment
- > Compliance with the various installation standards
- > Conformity certificate

Maintenance contracts

for single and three-phase UPS



APPL 1084-ERS

The Maintenance service contracts are entirely tailored around customers' needs, taking into account individual operating constraints, business activity and the unique level of criticality associated with specific applications.

A variety of contracts suitable for users have been developed to cover all needs: from a simple combined service, to a fully-inclusive package that includes the cost of labour and spare parts and delivers the quickest response time to site.

SERVICE DESCRIPTION	SILVER	GOLD	PLATINUM	PLATINUM+	EVOLUTION PACK ⁽²⁾
1 Annual preventive maintenance visit	•	•	•	•	•
Battery check	•	•	•	•	•
Battery care	○	○	○	○	○
Labour & mileage for corrective maintenance		•	•	•	•
Original spare parts			•	•	•
Power module as a spare (MODULYS XL)	○	○	○	○	
Power brick as a spare (DELPHYS XL)	○	○	○	○	
Hot-line availability	•	•	•	•	•
Emergency hot-line 24/7	○	○	○	•	•
Response time to site within next working day	•	•	•		
Response time to site within 6h ⁽¹⁾	○	○	○	•	•
Response time to site within 4h ⁽¹⁾	○	○	○	○	○
Preventive replacement of consumables (fans and capacitors, excluding batteries)	○	○	○	○	•
UPS remote monitoring (SoLink)					
Remote check-up + Proactive troubleshooting + Report	○	○	○	○	
Module hot-swap on-site within 24h ⁽¹⁾					•
1 complete power module replacement per 5-year period (excluding batterie modules)					•
Additional preventive maintenance visit	○	○	○	○	○
Out of hours preventive maintenance visit during night, week-end, bank holidays	○	○	○	○	○
Thermal imaging	○	○	○	○	○

•: included.

○: optional.

⁽¹⁾ Please check the service coverage in your area.

⁽²⁾ For MODULYS GP only.

Key points

- > Original spare parts
- > Expert engineers equipped with professional tools and software
- > Safety procedures

Benefits

- > Improves system availability
- > Optimises product lifespan
- > Guaranteed response time to site

Evolution pack summary for MODULYS GP

Evolution Pack delivers the most comprehensive service guarantee for MODULYS GP:

- > 5-year, fully inclusive package,
- > Permanent access to the latest technology,
- > Regular upgrades with complete module replacement,
- > Futureproof your system: eliminate end-of-life criticality

Maintenance contracts

for STATYS Static Transfer System (STS)



APPL 1086 ERS

Silver, Gold, Platinum and Platinum+ are the Maintenance service contracts suitable for standard STS.

50+ years of manufacturer's experience is at your disposal to provide you with a comprehensive support package which affords you complete peace of mind.

Key points

- > Original spare parts
- > Expert engineers equipped with professional tools and software
- > Safety procedures

Benefits

- > Improves system availability
- > Optimises product lifespan
- > On-site interventions guaranteed

SERVICE DESCRIPTION	SILVER	GOLD	PLATINUM	PLATINUM+
1 Annual preventive maintenance visit	•	•	•	•
Labour & Mileage for corrective maintenance		•	•	•
Original spare parts			•	•
Hot-line availability	•	•	•	•
Emergency hot-line 24/7	○	○	○	•
Response time to site within next working day	•	•	•	
Response time to site within 6h*	○	○	○	•
Response time to site within 4h*	○	○	○	○
Preventive replacement of consumables (fans and capacitors)	○	○	○	○
Additional preventive maintenance visit	○	○	○	○
Out of hours preventive maintenance visit during night, week-end, bank holidays	○	○	○	○
Thermal imaging	○	○	○	○

•: included.

○: optional.

* Please check the service coverage in your area.

Optional services for maintenance contract

preventive maintenance visit



APPLI 724 A

The service life of equipment depends on the operating environment (temperature, humidity, dust).

To keep equipment running at maximum levels of efficiency and to avoid system downtime with possible risks and damage to loads, it is important to have the manufacturer's expertise to perform regular preventive maintenance.

This is the best way to ensure the reliability of your equipment over time and the most cost-effective solution to keep the Total Cost of Ownership under control.

Key points

- > Inspections: mechanical, electrical, battery
- > Dust removal / equipment cleaning
- > Software updates
- > Electronics testing
- > Environmental checks
- > Battery check*
- > Communication test
- > Maintenance report

*Only for UPS.

Benefits

- > Helps reduce equipment malfunction
- > Optimises operating efficiency
- > Extends equipment lifetime
- > Improves system availability

Optional services for maintenance contract

emergency service 24/7



SITE 598.A

The response time to site is vital for business continuity; limiting as much as possible any downtime, in order to avoid any risk of severe system anomaly.

It is, therefore, essential to have the expertise of a maintenance service provider who fully understands your equipment, knows your working environment and who can respond to emergencies within a time guaranteed by a bespoke Service Level Agreement (SLA).

Proximity and emergency service carried out by the manufacturer are the best guarantees for fast troubleshooting and real problem solving.

Key points

- > Specialist team of engineers on call 24/7
- > Technical expertise on-site within 4 hours* guaranteed
- > Remote monitoring and proactive troubleshooting with SoLink
- > 24/7 original spare part stock availability with high priority shipment

* Please check the service coverage in your area.

Benefits

- > High quality technical support
- > Fast and precise diagnostic
- > Real problem solving

Optional services for maintenance contract

SoLink - Socomec experts 24/7 UPS remote monitoring



STONL605_A_GB/UPS

SoLink is one of the services included in a Socomec Maintenance Contract. When the application is critical, you can be assured of immediate and expert attention via SoLink. SoLink will automatically identify the anomaly and notify the nearest Socomec Service Centre when the UPS' operating parameters fall outside the permitted range - providing you with a permanent and direct connection to Socomec's expert technical team.

Restore your systems in record time

Proactive alarm check: When your UPS alarm is activated, SoLink will instantly notify the nearest Socomec Service Centre. The supervisor technician will carry out an initial check-up by accessing the UPS dashboard on the Cloud platform.

Remote troubleshooting: In the event that more in-depth analysis is required, a Socomec expert engineer will connect to your UPS through remote access in order to run tests and diagnostic tasks directly on your machine, in complete security.

First-time-fix intervention: In the event that on-site intervention is required a Socomec on-call engineer will be dispatched immediately with a full brief from the Socomec Service Centre, along with any spare parts that may be needed.

Improve future performance

Periodic reporting: Socomec experts will provide you a periodic UPS health-check report with event statistics, trend analysis and technical recommendations to improve overall system availability.

Interactive web dashboard: The IoT cloud-connectivity allows you access to an intuitive, interactive dashboard that gives a view of the equipment's historical data and performance trends.

SoLive App: Remote UPS monitoring from a smartphone – anytime, anywhere. With real-time alarm notifications and detailed status updates for each UPS, it's now possible to manage unexpected events and develop a real insight into the operating environment.

Key points

- > **Effective:** if an anomaly occurs, MTTR is drastically reduced
- > **Secure:** data is hosted on Socomec-owned cloud infrastructure, Cyber security is certified by a third-party company
- > **Affordable:** proposed as an optional extra on the Maintenance Contract at an attractive price



Benefits

- > Prevents problems from occurring
- > Increases system availability
- > Saves downtime costs

Optional services for maintenance contract

SoLink - Socomec experts 24/7 UPS remote monitoring

Provide a unique user experience

Remote trouble shooting

Initiate problem solving in complete security

The Socomec technician is available upon request - and in collaboration with the end-user - to remotely access the UPS. This means that diagnostic tasks can be conducted in a more precise way and problem solving interventions can be initiated, as if in front of the machine.

Direct expert access to your UPS.
Root cause analysis – with no downtime.
Issue detection in real-time.
Remote tasks can be run within cyber security protocols.



SITE 9/23

Interactive web dashboard

Historical UPS data is just a click away

Verifying your UPS performance is now an innovative digital experience with the new SoLink interactive web dashboard.



SOFT 1/22

Visualise the data history for the main operating parameters.
Select your period (hour/day/week/month/year).
Choose the sampling frequency of the measurement.
Zoom in on the graph to see the detail.

SoLive UPS

Live UPS data always in hand

While SoLink is supported by experts ready to intervene on your behalf, you can access information about the status of your UPS directly from your smartphone with SoLive UPS!

Data provided:
current UPS status,
battery level,
battery back-up time (minutes),
UPS operating temperature.



SOFT 1/32

Download SoLive UPS app:



Optional services for maintenance contract

remote troubleshooting problem solving securely and instantly



STDL_095

As soon as a problem occurs, Socomec's expert engineers are available upon request - and in collaboration with the end-user - to conduct diagnostics and root cause analysis, restoring the system in record time. The engineer connects to the UPS through remote access in order to run tests and diagnostic tasks directly on the machine - in complete security.

Problem solving interventions can be carried out with the same efficiency as if in front of the equipment.

Fast intervention

- Easy scheduling activity.
- Direct remote access to the UPS in order to solve issues at distance.

Access to the best experts

- Equipment looked after remotely by experienced Socomec specialists.
- Experts will meet precise requirements and standards as per on-site visits.

Real-time issue analysis

- Remote diagnostics and tests are as effective as if in front of the UPS.
- Fast root cause analysis.

Reduced costs and carbon impact

- Time saving.
- More cost-effective and eco-friendly than on-site intervention.

Contact us to find out which UPS ranges and models are compatible with this service.

Key points

- > Direct access to UPS
- > Immediate response time
- > Same level of service as with on-site intervention
- > Issue analysis in real time
- > On-demand encrypted connection
- > Cyber security audit by certified independent organisation
- > Available under maintenance contract

Optional services for maintenance contract

consumables replacement



APPLI_1065/EFS

The components of each equipment are designed to operate reliably during the product's normal lifecycle, in the electrical environments and environmental conditions stated in the installation and operating manual.

To reduce the impact of ageing on your system, which could affect the efficiency and availability of the installation, it is vital to carry out the regular preventive replacement of parts subject to wear and tear such as fans and capacitors for UPS, and fans for STS, COSYS and MEDSYS products.

Key points

- > Original spare parts

Benefits

- > Prevents equipment instability and malfunctions
- > Avoids risk of system breakdown
- > Saves downtime costs



Fans and capacitors must be replaced by qualified personnel only. Only Socomec personnel are authorised to make recommendations for any replacement parts.

Optional services for maintenance contract

Battery care⁽¹⁾



918

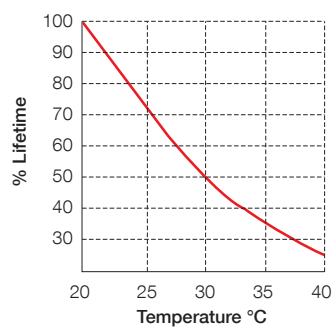
Batteries are a key element of UPS systems. Their efficiency and availability are important for preventing load downtime, but at the same time batteries are the most vulnerable and failure-prone component of such systems.

Battery failures are mainly caused by the premature “end of life” of a few battery blocks. A corrupted battery block, if not detected early and not replaced, can accelerate ageing within the rest of the battery string, therefore jeopardizing the integrity of the system.

The level of predictability for failure detection on a battery block depends on the number of measurements, tests and analyses that are performed on every single block.

Main factors for the premature end-of-life of battery blocks:

- High temperatures
- Frequent number of cycles
- Discharge too deep
- Recharging with high voltage
- Lack of regular maintenance



Source: Eurobat

S1DW/288 A GB

Key points

- Impedance test, thermal imaging, temperature, voltage measurement block by block
- Faulty/weak block detection
- Back-up time measurement (optional)

Benefits

- Information on the battery's state of health
- Estimation of the optimum time for battery replacement
- Optimisation of the battery's useful working life

(1) Only for UPS.

Optional services for maintenance contract

Battery care⁽¹⁾

Battery Care is a brand new set of service packages that complements the standard battery check service (at string level) during the UPS preventive maintenance visit.

The packages will ensure the integrity of your business continuity by performing the highest level of inspection on your battery blocks.

Features:

The Battery Care offering is designed around 3 packages: IMP (IMPedance), TEMP (TEMPerature) and PRIME (the full package).

ACTIONS	WHERE	BATTERY CHECK	BATTERY CARE		
			IMP	TEMP	PRIME
Visual inspection check for leakage and corrosion	string	•	•	•	•
Cleaning	string	•	•	•	•
Measurement with partial discharge of V & I	string	•	•	•	•
Environment temperature check	string	•	•	•	•
Control of floating voltage and max current*	string	•	•	•	•
Impedance test	each block		•	•	•
Temperature measurement	each block			•	•
Voltage measurement*	each block			•	•
Thermal imaging	each block				•
Torque setting	each block				•
Back-up time measurement**	string		○	○	○

•: inclusive.

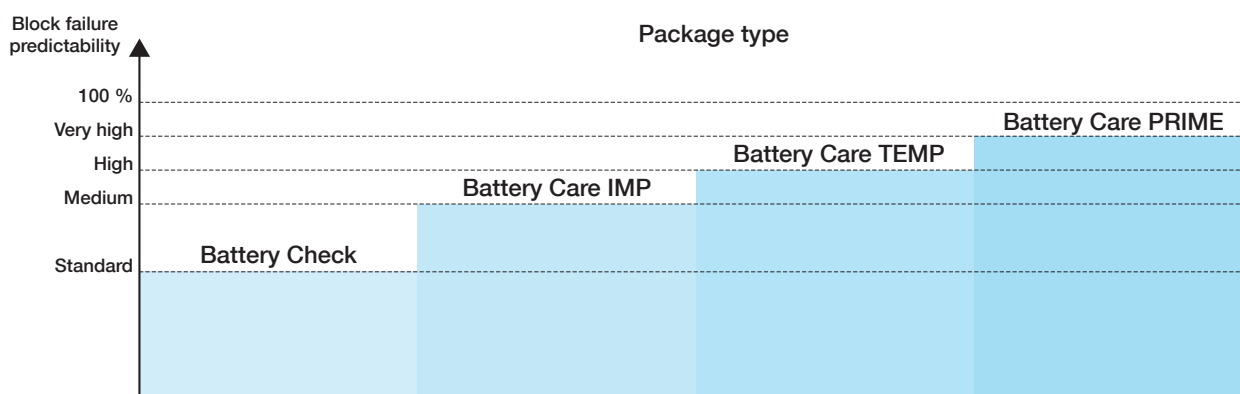
○: optional.

* during battery charge. **: by performing the end of discharge voltage test.

Depending on the package chosen (IMP, TEMP, PRIME), a set of accurate measurements, tests and analyses will be performed on each single block across all battery strings by Socomec trained engineers.

An in-depth report will provide information about:

- the health of each single battery string/block,
- the faulty blocks that need to be replaced,
- the real “back-up time” of the battery system (optional).



SVC 007 A GB

Do you know your real back-up time?

- > For various external factors, your real back-up time could be much less than the one declared by the battery manufacturer.
- > Thanks to a specific set of measurements and analyses, Socomec can provide you with the exact back-up time of your battery system.

Optional services for maintenance contract

Battery replacement⁽¹⁾



APPLI 732 A

(1) Only for UPS.

The majority of batteries used in UPS applications (VRLA - Valve Regulated Lead Acid) normally have a calendar life of 5-10 years, depending on the local operating conditions. The calendar life is the actual time span from the date of installation until the end of life, when battery capacity drops below 80% of its rating. VRLA batteries that are well maintained and installed in a properly conditioned environment, typically have a service life of 70% to 80% of their calendar life. This explains why the UPS back-up time could differ from the one declared by the battery manufacturer.

For the integrity of business continuity, it is essential to know the estimated end-of life of the battery system and to be correctly advised concerning the best time for its replacement.

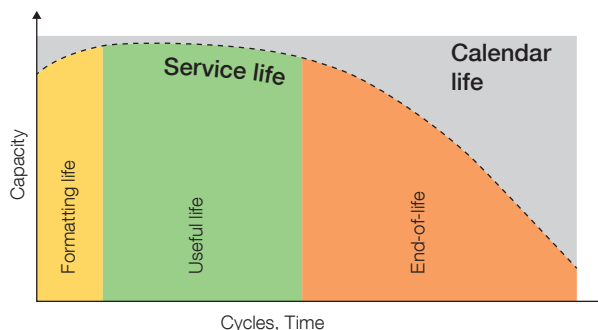
The expertise of the UPS manufacturer is the best guarantee for carrying out any battery replacement operations. An expert that understands your equipment and how it is integrated into your unique working environment and who can respond effectively to any anomaly should any occur.

Key points

- > Checking and recalibration of battery charger setting
- > Fully secure battery discharge test
- > Battery disposal according to local regulations

Benefits

- > Prevents unexpected early shutdown of the UPS
- > Saves downtime costs
- > Advice for the optimisation of the battery back-up time



SVC 008 A GB

The battery is a critical component of the UPS system: according to a study by the Ponemon Institute, 65 % of Uninterruptible Power Supply (UPS) system failures are due to batteries. The reliability and availability of these components are vital to ensuring the energy supply to the load.

In the case of a failure, the economic impact of an outage can dramatically increase to hundreds of thousands of euros for the UPS owner.

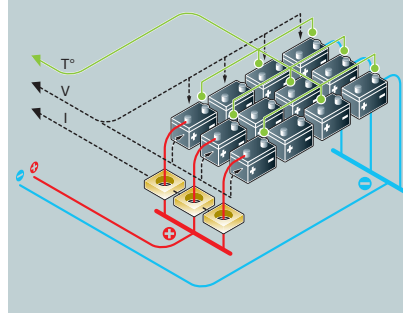
Within the UPS system, the battery represents the weakest and least sophisticated component, while its cost represents an important part of the investment. It is therefore crucial to reduce the number of maintenance operations, maximise the battery's return on investment and anticipate battery malfunctions.

This can be implemented by following the rules described in the IEEE standard 1188 (IEEE Recommended Practice for Maintenance, Testing and Replacement of Valve-Regulated Lead-Acid (VRLA) Batteries for Stationary Applications), whilst a more accurate preventive maintenance program can be carried out using a BMS (Battery Monitoring System) which provides all the parameters of the individual battery blocks, continuously checks the battery's efficiency and identifies anomalies in advance.

What is a battery ?

A battery is made up of a collection of:

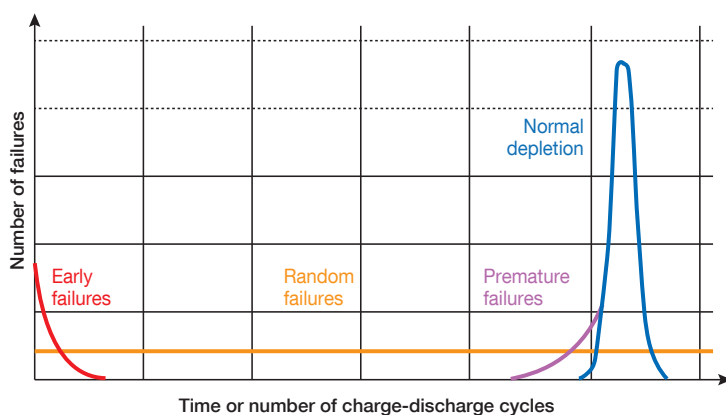
- > blocks (typically 12 VDC), which can be assembled in series to form a string,
- > several identical strings, which can be assembled in parallel to form a battery.



Main reasons for battery block failures


For a battery operating in real life conditions, there are 4 types of failures which can create a defective block:

1. Early failures, which are mainly due to defects introduced during the manufacturing process. They generally appear during the first discharge cycle.
2. Random failures, which can appear at any time during the life of the battery.
3. Premature failures.
4. End-of-life failures, both of which are due to latent defects or environmental conditions, such as a high ambient temperature, which can shorten the battery's operational life time. If this type of failure appears, it means that the health of the battery string is seriously compromised and the battery cannot be relied upon for autonomy.



Block failures description.

WP 034 A GB



txd
rx
txden
xtin
xtout
reset

pwr#
pwr

3v3out
agnd
gnd1

DP8C PC-X 456791 C

R9 250

txd
rx

R29 Q2

R29 Q2

R12

100n R5

ec1s 3

1.1

1.2

3.2

R25 350

DP8S PC-X 386591 R

R25 350

1.1

1.2

R25 350

DP8C PC-X 456791 C

R25 350

R15 40

R17 70

R25 350

R15 40

R17 70

R25 350

R15 40

R17 70

R25 350

R15 40

R17 70

R25 350

R15 40

R17 70

R25 350

R15 40

R17 70

R25 350

R15 40

R17 70

R25 350

R15 40

R17 70

R25 350

R15 40

R17 70

R25 350

R15 40

R17 70

R25 350

R15 40

R17 70

R25 350

R15 40

R17 70

R25 350

R15 40

R17 70

R25 350

R15 40

R17 70

R25 350

R15 40

R17 70

R25 350

R15 40

R17 70

R25 350

R31 Q2

R11

R8 50

ec1s 3

R31 Q2

R11

R8 50

ec1s 3

R31 Q2

R11

R8 50

ec1s 3

R31 Q2

R11

R8 50

ec1s 3

R31 Q2

R11

R8 50

ec1s 3

R31 Q2

R11

R8 50

ec1s 3

R31 Q2

R11

R8 50

ec1s 3

R31 Q2

R11

R8 50

ec1s 3

R31 Q2

R11

R8 50

ec1s 3

R31 Q2

R11

R8 50

ec1s 3

R31 Q2

R11

R8 50

ec1s 3

R31 Q2

R11

R8 50

ec1s 3

R31 Q2

R11

R8 50

ec1s 3

R31 Q2

R11

R8 50

ec1s 3

R31 Q2

R11

R8 50

ec1s 3

R31 Q2

R11

R8 50

ec1s 3

R31 Q2

R11

R8 50

ec1s 3

R31 Q2

R11

R8 50

ec1s 3

R31 Q2

R11

R8 50

ec1s 3

R31 Q2

R11

R8 50

ec1s 3

R31 Q2

R11

R8 50

ec1s 3

R31 Q2

R11

R8 50

ec1s 3

R31 Q2

R11

R8 50

ec1s 3

R31 Q2

R11

R8 50

ec1s 3

R31 Q2

R11

R8 50

ec1s 3

R31 Q2

R11

R8 50

ec1s 3

R31 Q2

R11

R8 50

ec1s 3

R31 Q2

R11

R8 50

ec1s 3

R31 Q2

R11

R8 50

ec1s 3

R31 Q2

R11

R8 50

ec1s 3

ec1s 3

USB 2.0

LCK-23-4560001 XRTA

R3 30 ptse

R11

100S RCP 1408007

1.1

R9 250

ec1s 3

ec1s 3

ec1s 3

USB 2.0

LCK-23-4560001 XRTA

R3 30 ptse

R11

100S RCP 1408007

1.1

R9 250

ec1s 3

ec1s 3

ec1s 3

USB 2.0

LCK-23-4560001 XRTA

R3 30 ptse

R11

100S RCP 1408007

1.1

R9 250

ec1s 3

ec1s 3

ec1s 3

USB 2.0

LCK-23-4560001 XRTA

R3 30 ptse

R11

100S RCP 1408007

1.1

R9 250

ec1s 3

ec1s 3

ec1s 3

USB 2.0

LCK-23-4560001 XRTA

R3 30 ptse

R11

100S RCP 1408007

1.1

R9 250

ec1s 3

ec1s 3

ec1s 3

USB 2.0

LCK-23-4560001 XRTA

R3 30 ptse

R11

100S RCP 1408007

1.1

R9 250

ec1s 3

ec1s 3

ec1s 3

USB 2.0

LCK-23-4560001 XRTA

R3 30 ptse

R11

100S RCP 1408007

1.1

R9 250

ec1s 3

ec1s 3

ec1s 3

USB 2.0

LCK-23-4560001 XRTA

R3 30 ptse

R11

100S RCP 1408007

1.1

R9 250

ec1s 3

ec1s 3

ec1s 3

USB 2.0

LCK-23-4560001 XRTA

R3 30 ptse

R11

100S RCP 1408007

1.1

R9 250

ec1s 3

ec1s 3

ec1s 3

USB 2.0

LCK-23-4560001 XRTA

R3 30 ptse

R11

100S RCP 1408007

1.1

R9 250

ec1s 3

ec1s 3

ec1s 3

USB 2.0

LCK-23-4560001 XRTA

R3 30 ptse

R11

100S RCP 1408007

1.1

R9 250

ec1s 3

ec1s 3

ec1s 3

USB 2.0

LCK-23-4560001 XRTA

Technology

Power protection vs. UPS topology.....	<i>p. 130</i>
Solutions to meet availability and flexibility performance	<i>p. 132</i>
Solutions to meet availability and energy saving performance.....	<i>p. 134</i>
UPS technologies.....	<i>p. 136</i>
Static Transfer Systems (STS) for high availability architecture	<i>p. 137</i>
Backup storage.....	<i>p. 139</i>
Different backup storage for UPS systems	<i>p. 140</i>

Power protection vs. UPS topology

Power quality (PQ) is a significant challenge to those responsible for the management of electrical networks and Data Centre facilities. The widespread use of and increasing dependence upon electronic equipment - such as information technology equipment, power electronics including programmable logic controllers (PLC) and energy-efficient lighting - have led to a complete transformation in the nature of electrical loads. These loads are both the major root causes of - and the major casualties of - power quality problems. Due to their non-linearity, all these loads cause disturbances in the voltage waveform.

Along with advances in technology, the organisation of the worldwide economy has evolved towards globalisation and the profit margins of many activities have seen a tendency to decrease.

The increased sensitivity of the vast majority of processes (industrial, services and even residential) to PQ problems means that the availability of high quality electric power is a crucial factor in terms of developing competitive advantage across every market sector.

It's widely understood that mission-critical facilities must run continuously, and, of course, that any power interruption, even for a short time, can disrupt business operations and result in significant financial losses.

Although today's Data Centres are all designed with a high level of inherent redundancy in order to minimise downtime, just as important as the mission-critical applications themselves, however, is the quality of the supplied power.

In order to achieve the delivery of consistent, high quality power, it is vital to understand the nature of PQ disturbances and their causes.

What affects the power quality ?

The most common disturbances that adversely affect the power quality are:

- power sags or outages due to network faults,
- short voltage variations due to the connection of heavy loads or the presence of faults in the network,
- distortion of currents and voltages due to non-linear loads present in the system or in the systems of other utilities, etc.
- flicker due to large intermittent loads,
- asymmetry in the supply voltage system.


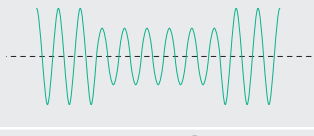
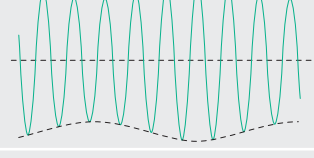

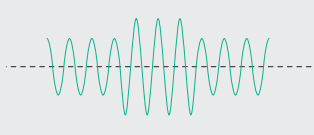
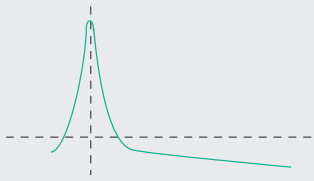
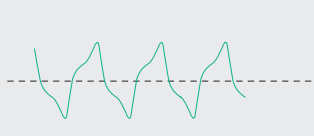
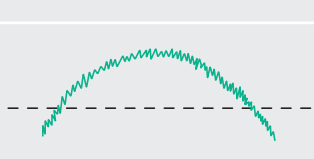

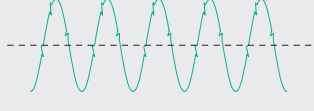
How to ensure the power quality: the UPS

Modern technology offers various solutions to ensure the power quality; static UPS systems are undoubtedly the most versatile and widely used and can be adopted for a very broad range of power ratings.

In response to the need to classify the various types of static UPS systems currently available on the market, the standard EN 62040-3 was developed. It distinguishes between three major topologies, according to the internal schemes adopted:

- VFD "offline"
Voltage and Frequency Dependent - Utilities are normally powered by the mains supply. In the event of power loss the load is automatically switched over to a built-in battery to keep it supplied without interruptions.
- VI "line interactive"
Voltage Independent - The load is supplied by the mains power supply and protected against under and over voltages by an AVR (Automatic Voltage Regulator) voltage stabilizer. If the mains power is lost, the load is instantaneously powered by the battery.
- VFI "online double conversion"
Voltage and Frequency Independent - This is the only UPS working-mode that assures total load protection against all possible mains quality problems. The power is converted twice (AC to DC through a rectifier then DC to AC through an inverter) to provide high quality voltage, stable frequency and protection against power grid disturbances. If the mains power is lost, the load is powered exclusively by the battery. The internal bypass supplies the utilities in case of inverter output voltage anomalies.

Power protection vs. UPS topology

Disturbance type	Wave form	Possibles causes	Consequence	UPS topology		
				VFD	VI	VFI
Voltage interruption		Mainly due to opening and automatic re-closure of protection devices to decommission a faulty network section. The main fault causes are insulation failure, lightning and insulator flashover.	Tripping of protection devices, loss of information and malfunction of data processing equipment.	•	•	•
Voltage sag/dip		Faults on the transmission, in distribution network, or in consumer's installation. Start-up loads.	Malfunction of IT equipment, safety systems, or lighting. Loss of data. System shutdown.	•	•	•
Voltage fluctuation		Transmitters (radio), faulty equipment, ineffective grounding, proximity to EMI/RFI source.	Most consequences are common to under-voltages. System halts, data loss. The visible consequence is the flickering of lighting and screens.	•	•	•
Under voltage		Increase of consumption, voltage reduction to lower the consumption.	System halts, data loss, stop of sensitive equipment	-	•	•
Voltage surge		Atmospheric, surges are due to lightning; Transient, surges are due to insulation faults between phase and earth or rupture of neutral conductor; Switching, surges are due to opening of protection devices, generated by energizing capacitor banks or caused by variations in inductive current.	Data loss, flickering of lighting and screens, stop or damage of sensitive equipment.	-	•	•
Voltage spike/transient		Lightning, ESD, switching of lines or power factor correction capacitors, utility fault clearing.	Destruction of electronic components, data processing errors or data loss.	-	-	•
Harmonic distortion		Modern sources like all non-linear loads such as power electronics equipment including ASDs, switched mode power supplies, data processing equipment, high efficiency lighting.	Increased probability in occurrence of resonance, neutral overload in 3-phase systems, overheating of all cables and equipment, loss of efficiency in electric machines, electromagnetic interference with communication systems, errors in measures when using average reading meters, nuisance tripping of thermal protections.	-	-	•
Noise		Transmitters (radio), faulty equipment, ineffective grounding, proximity to EMI/RFI source.	Disturbances on sensitive electronic equipment, usually not destructive. May cause data loss and data processing errors.	-	-	•
Frequency variation		Unstable operating of the generator, unstable frequency of the utility power system.	System halts, data loss.	-	-	•
Notching		Fast switching of power components (diodes, SCR, etc.), rapid variation in the load current (welding machines, motors, lasers, capacitor banks, etc.).	System halts, data loss.	-	-	•

Solution to meet availability and flexible performance

Different configurations make it possible to create architectures to meet the most stringent requirements for availability, flexibility and energy saving and to allow the following:

Easy operation

Given the criticality of applications supplied downstream from the UPS units, maintenance shutdowns are less and less feasible. Various different configurations have been studied specifically to deal with this operational constraint.

Power increases

The upgrading over time of the applications supplied often requires the possibility of increasing UPS power. The configurations offered allow for this requirement so that your initial investment is saved.

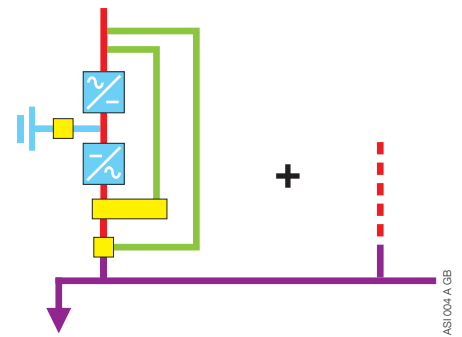
Increases in availability

To increase availability, the addition of a unit in parallel that is surplus to the power requirements of the applications (redundant) will ensure a continuous power supply if an inverter shuts down, without resorting to a bypass.

Stand-alone UPS unit

An upgradeable solution

This architecture is secured by an integrated automatic bypass, which constitutes a first level of redundancy guaranteed by the network. The maintenance bypass function allows maintenance to be carried out without shutting down applications. It can be the first stage of your investment, with the possibility to upgrade, as your requirements change, to a modular parallel architecture to increase power or availability (redundancy).



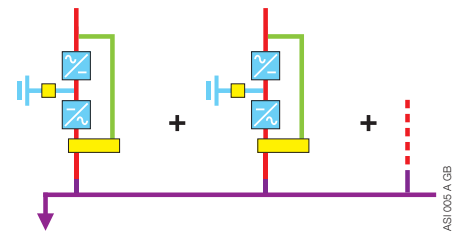
Single unit with bypass or 1+1 redundant configuration

Parallel UPS systems

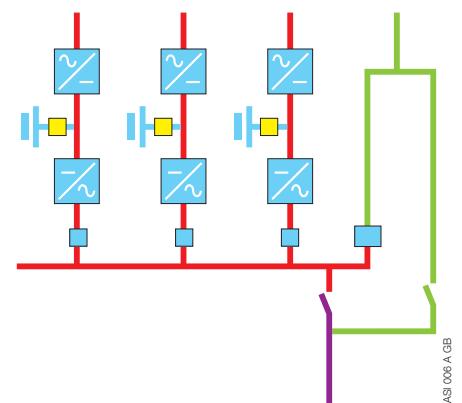
Development without constraint

This is the simplest solution to ensure power supply availability and flexibility in case of unscheduled installation upgrades by means of the parallel configuration of the UPS units, each one incorporating its own bypass. This configuration enables power output to be increased and is suitable for N+1 redundancy. Upgrades can also be performed keeping the load supplied by the system.

For higher agility, parallel UPS systems are also available with a centralised bypass on the auxiliary power source: in this configuration, the static bypass is in parallel of the UPS modules and can be sized according to particular site constraints (short-circuit withstand, selectivity, etc.).



Modular parallel UPS system with distributed bypass



Modular parallel UPS system with centralised bypass

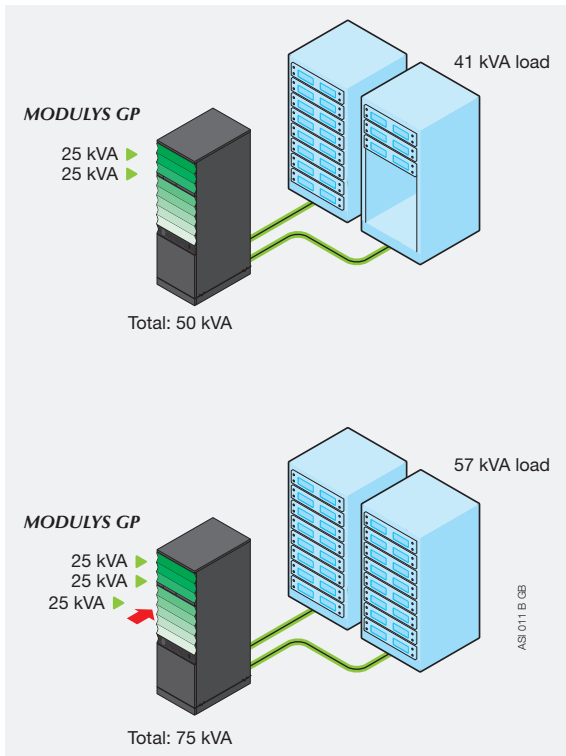
Solution to meet availability and flexible performance

Vertical and horizontal modular system

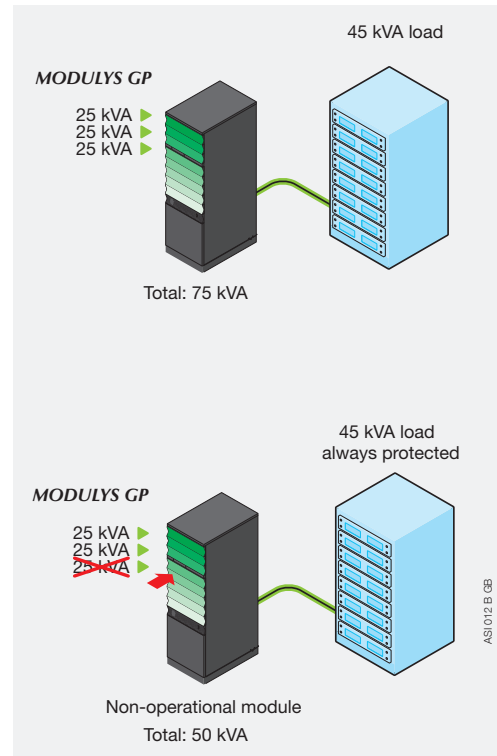
Flexible and completely modular

This is a new, innovative UPS concept that can adapt to all types of growth. Power can be increased by successively adding modules.

The increasing of availability (redundancy) is simply carried out by adding a module to the number required to meet the power requirements for the applications. All the modules are connectible (plug-in). Removal or adding of modules can be carried out with the system running (hot swap) without affecting the general operation of the installation.



Scalable configuration



Scalable redundant configuration

Solution to meet availability and energy saving performance

Green Power 2.0

Energy Saving: high efficiency without compromise.

- Offers the highest efficiency in the market using VFI – Double Conversion Mode, the only UPS working-mode that assures total load protection against all mains quality problems.
- Ultra high efficiency output independently tested and verified by an international certification organization
- Ultra high efficiency output tested and verified in a wide range of load and voltage operating conditions to have the value in the real site conditions.
- Ultra high efficiency in VFI mode is provided by an innovative topology (3-Level technology) that has been developed for all the Green Power 2.0 UPS ranges.

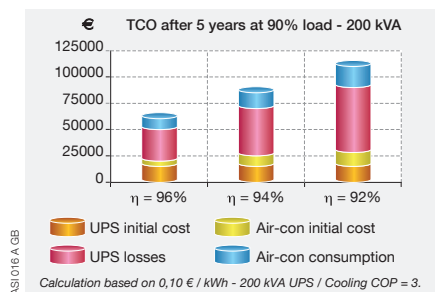
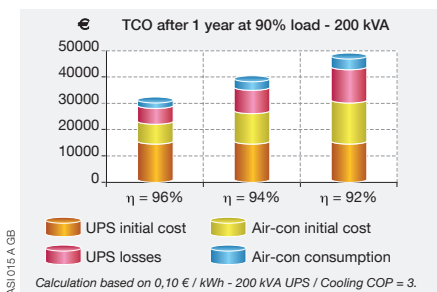
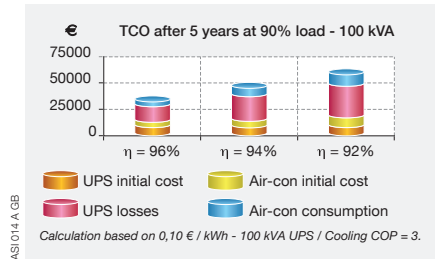
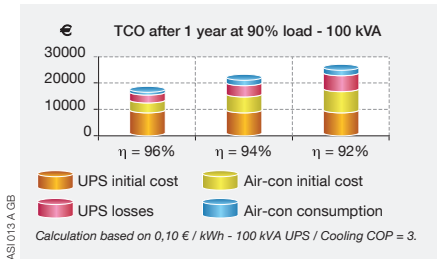
Full-rated power: kW=kVA

- No power downgrading when supplying the latest generation of servers (leading or unity power factor).
- Real full power, according to IEC 62040: kW=kVA (unity power factor design) means 25% more active power available compared to legacy UPS.
- Suitable also for leading power factor loads down to 0.9 without apparent power derating.

Significant cost-saving (TCO)

- Maximum energy saving thanks to 96% efficiency in true double conversion mode: 50% saving on energy losses compared to legacy UPS resulting in cheaper energy bills.
- UPS "self-paying" with energy saving.
- Energy Saver mode for global efficiency improvement on parallel systems.
- kW=kVA means maximum power available with the same UPS rating: no overdesign costs and therefore less €/kW.
- Upstream infrastructure cost optimization (sources and distribution), thanks to high performance IGBT rectifier.

Advantages

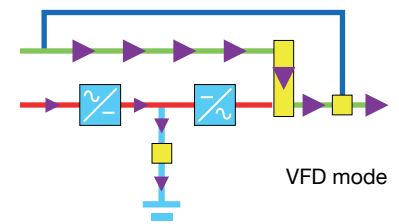


Solution to meet availability and energy saving performance

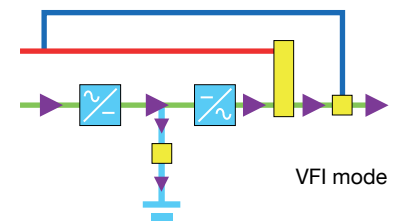
Fast EcoMode

Available as an optional feature for the DELPHYS GP series, FAST EcoMode is an automatic operating mode that optimizes the efficiency depending on the quality of the input voltage (voltage, frequency, harmonic distortion). When the input voltage is within tolerances (value is settable), the load is supplied by the bypass (VFD mode) and the efficiency achieved is 99%. If the voltage becomes out of tolerances, the system instantaneously transfers the load to On-line mode until normal condition recovery

Batteries are permanently maintained under floating charging, maximizing battery lifetime and avoiding periodic restarts of the rectifier.



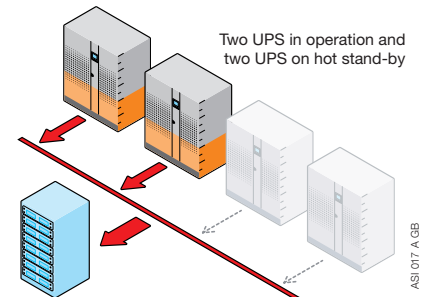
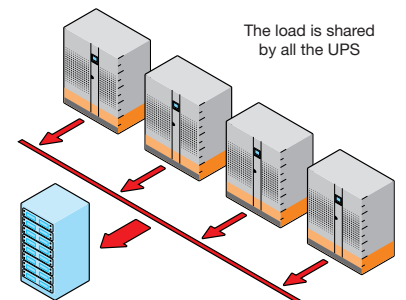
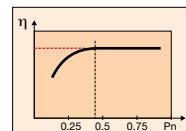
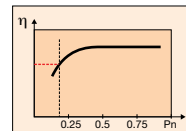
Grid voltage within the tolerance \uparrow 2 ms \downarrow Grid voltage out of tolerance



ASI 018 C GB

Energy saver

- This function optimizes the efficiency (η) of your UPS in parallel when operating with a partial load.
- Only the UPS needed to supply the energy required by the applications are in operation.
- Redundancy can be ensured by maintaining an additional unit in operation.
- When the power consumed by the applications increases, the UPS units needed to meet the increased power requirements restart instantly.
- This type of operation is perfectly suited to applications subject to frequent variations in power.
- Energy Saver enables the increased efficiency of the whole system to be maintained.



ASI 017 A GB

UPS technologies

Transformer-based and transformerless technologies

The two main UPS technologies available on the market are:

- transformer-based, useful when primary and secondary sources come from different mains with different neutral systems,
- transformerless, which offers the advantages of high efficiencies combined with a low footprint.

Both of these technologies have their advantages and drawbacks. The challenge is to make the right compromise, taking into account site conditions with design constraints such as the footprint, neutral system, efficiency, short-circuit currents and so on. SOCOMEC can provide customers with either technology, depending on the requirement.

A "clean" IGBT rectifier

This eliminates any disturbance on the upstream network (power source and distribution).

- This rectifier technology guarantees the supply of current with an exceptionally low rate of harmonic distortion: THDI < 2.5 %.

A consistent rectifier

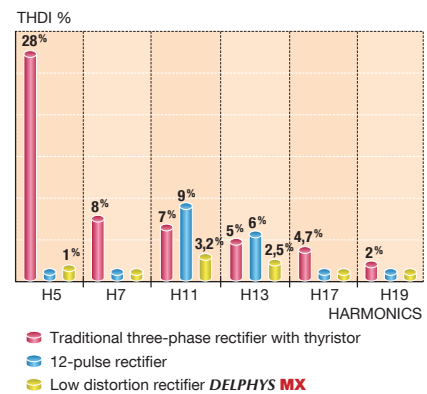
- The performance of the IGBT rectifier is independent of frequency variations that could be produced by the generator set.
- The power factor and THDI at the rectifier input are constant whatever the battery charge status (continuous voltage level) and the load rate of the UPS.

An economical IGBT rectifier

- The power factor upstream of the rectifier is 0.99, reducing by 30% the used kVA compared with conventional technology. The reduction in input current results in a saving in terms of the size of sources, cables and protective devices.
- Rectifier capabilities:
 - low upstream THDI,
 - gradual, timed restarting,
 - possibility of suspending battery recharge when operating with a generator set.
- This allows the impact caused when the generator set is engaged to be reduced, as well as the energy used and the footprint.

DELPHYS MX guarantees optimal compatibility with your low voltage electrical power supply system and, in particular, with your generator sets:

- sinusoidal current at rectifier THDI input: < 4.5 % without filter,
- increased power factor upstream of the rectifier: 0.93 without filter, reducing the current consumed, and therefore the size of cables and protective devices,
- gradual, sequential start-up of the rectifiers in parallel, facilitating take up by the generating set,
- delayed battery recharge when running on generating set to reduce power consumption.



AS1008 A GB

SVM, digital Space Vector Modulation

The SVM (digital Space Vector Modulation), along with the isolation transformer installed on the inverter output, provide:

- perfectly sinusoidal output voltage THDV < 2 % with linear loads and < 3 % with non-linear loads,
- output voltage precision even when the load is completely unbalanced between phases,
- an immediate response to major variations in the load, without deviating the output voltage ($\pm 2\%$ in less than 5 ms),
- a very high short-circuit capacity up to 4 In (Ph / N) allows selectivity,
- a complete galvanic isolation between DC circuit and load output.

SVM, the latest high performance components and IGBT power bridges enable the supply of:

- non-linear loads with high crest factor up to 3,
- active power without derating, for loads with a lagging power factor and up to 0.9 leading.

Static Transfer Systems (STS) for high availability architecture

Static Transfer Systems (STS)

Static Transfer Systems (STS) are intelligent units that transfer the load to an alternative source when the primary source is out of tolerance. This ensures "high availability" of the power supply for sensitive or critical installations.

The purpose of STS devices is to:

- ensure the redundancy of the power supply to critical installations by means of two independent power sources,
- increase power supply reliability for sensitive installations,
- facilitate the design and expansion of installations that guarantee a high-availability power supply,
- increase the overall site flexibility, allowing easy and safe maintenance or source replacement.

STS systems incorporate reliable and proven solid-state switching technologies (SCR), enabling them to perform fast, totally safe automatic or manual switching without interrupting power to the supplied systems. The use of high-quality components, fault-tolerant architecture, the ability to determine the location of the fault, management of faults and loads with high inrush currents: these are just some of the characteristics that make STS systems the ideal solution for achieving maximum power availability.

STS can also protect against:

- main power source failure,
- spurious tripping of upstream protective devices,
- mutual disturbances caused by faulty equipment (short-circuit) supplied by the same power source,
- operating errors (circuit opening) occurring in the supply chain.

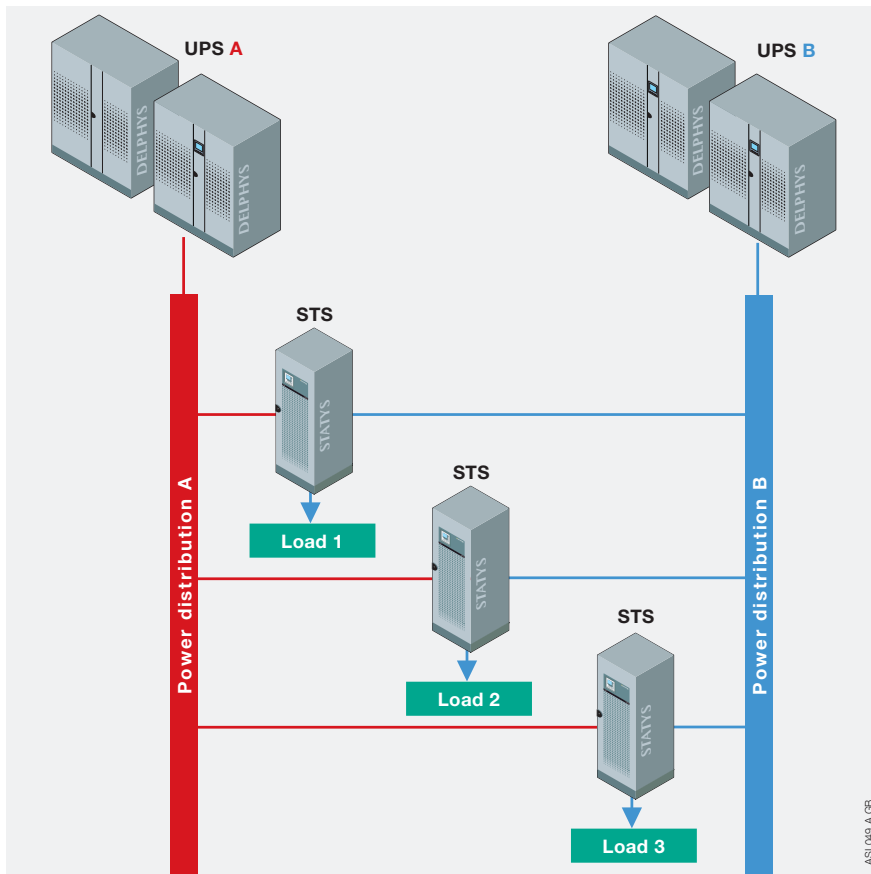
Static Transfer Systems: some examples of usage

Normally, STS provide redundancy between 2 independent UPS systems.

Each STS is sized according to the load (or set of loads) it protects.

It is advisable to install the STS device as close as possible to the load, so as to ensure

redundancy of the upstream distribution and to keep the single fault point (the conductor between STS and load) as short as possible. The use of several STS also provide electrical load segregation.



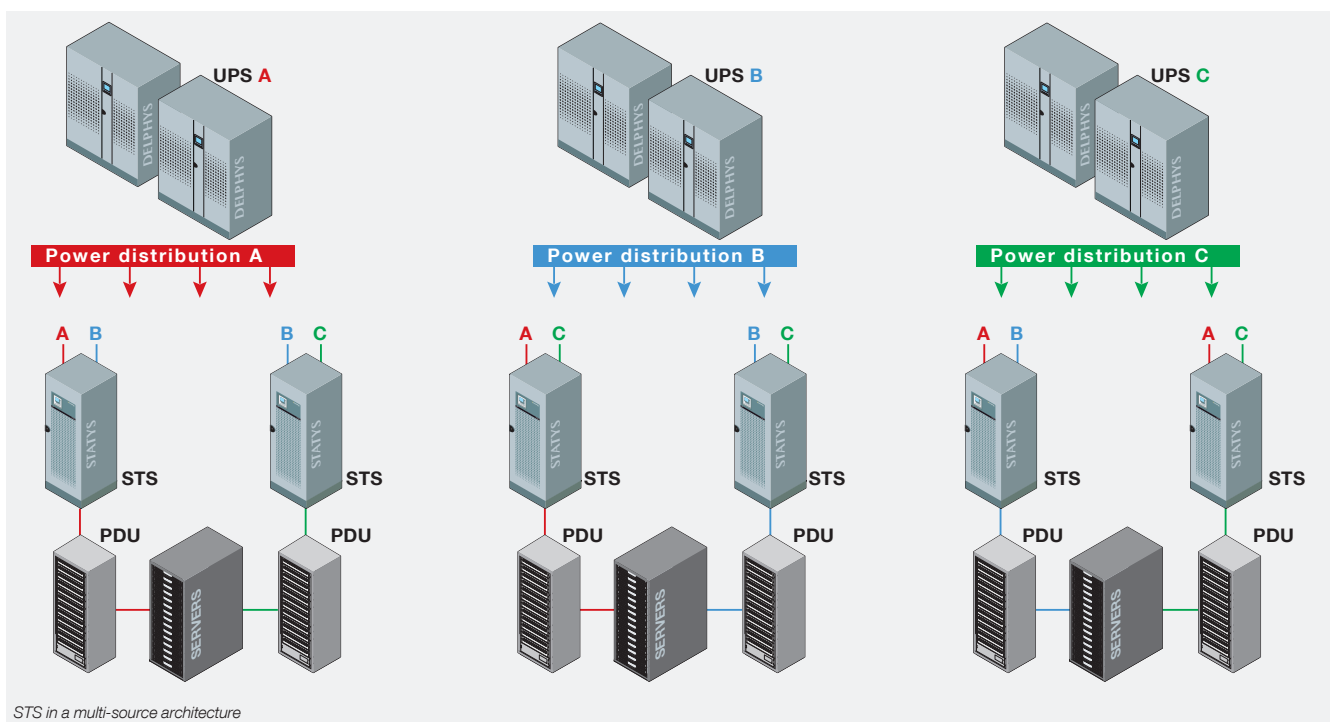
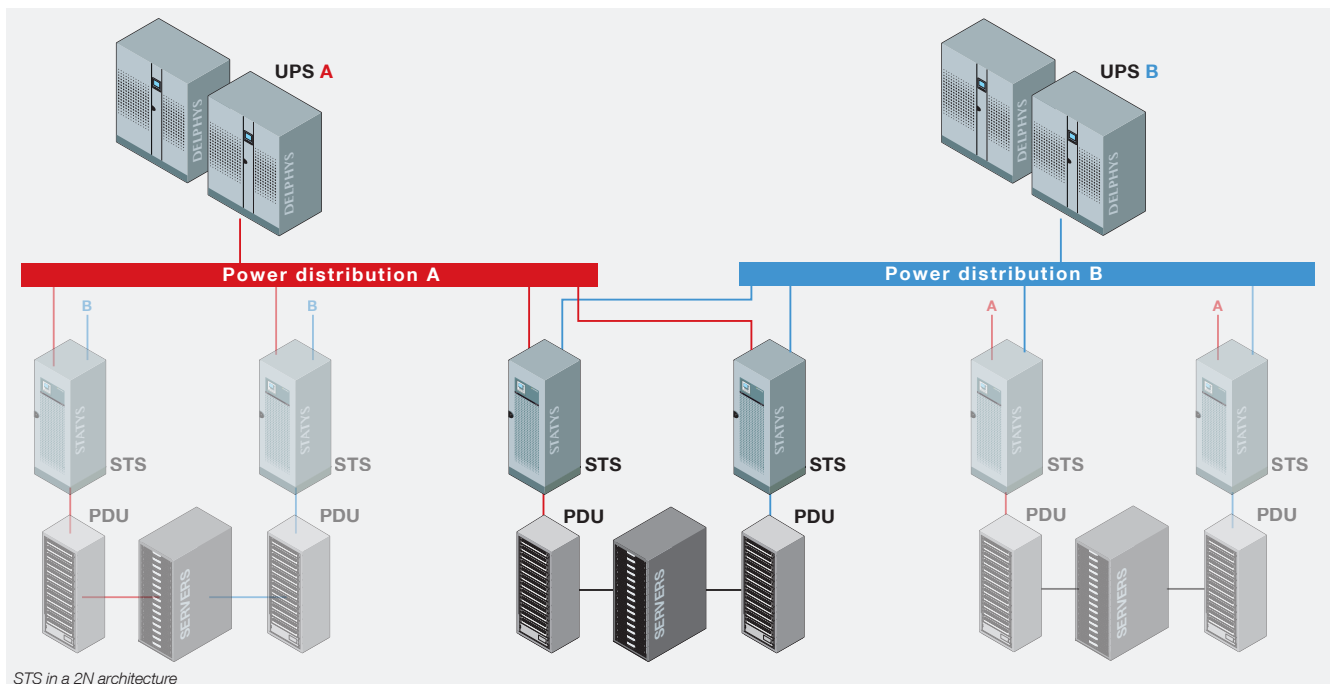
Static Transfer Systems (STS)

Static Transfer Systems: some examples of usage

Static Transfer Systems ensure high business availability and provides site maintenance agility. The '2N + STS' architecture ensures the load is always supplied by high power quality on each input, even if one power distribution is down due to critical fault or for long term maintenance (e.g. source replacement or failure of the electrical infrastructure).

The combination of a multi-source architecture and STS connecting the load to two independent sources ensures they are always supplied even if one of them is down. The critical facility therefore benefits from very high fault tolerance.

In both example, the STS can be centralised (one high STS rating for each power distribution switchboard) or distributed (close to each server room, row, rack, etc.). The choice of either solution depends on the installation to be protected and on the expected availability or the requested level of maintainability.



Back-up storage

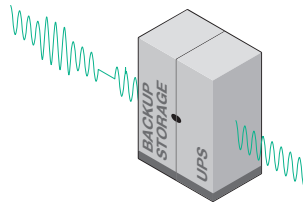
Why have back-up energy?

The energy storage stage within a UPS system is a key element, as its purpose is to provide the load with immediate power when the main power supply is unavailable.

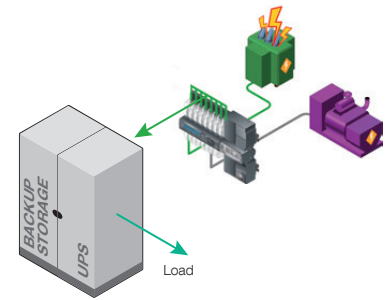
The choice and sizing of the energy storage system is based on various factors such as load characteristics, quality of the power supply network, the electrical infrastructure where the UPS is installed, and the environmental characteristics of the technical room.

In UPS applications energy storage is used for two main reasons:

Power quality: to support the UPS system when the mains network values fall outside the maximum acceptable UPS values, while the mains network is unavailable or until the load is switched off in a controlled manner.



Power bridging: to give the system upstream of the UPS time to switch between the mains network and the back-up power system, this being in most cases a generator.



Power and energy

When the main power supply is unavailable the storage system provides the UPS with the necessary energy. This can take place in two ways depending on the specific application:

- 'Power' type applications - the UPS is provided with a large quantity of power for a limited period of time e.g. power bridging

applications or where the main supply is affected by micro interruptions. Back-up storage systems optimised for power-type applications can be discharged with high power, recharged very quickly, and generally perform well under cyclic operating conditions (frequent charging/discharging).

- 'Energy' type applications - the UPS is provided with power for an extended period of time e.g. when the main supply is unavailable for longer than one minute.

Sizing and Total Cost of Ownership

Various factors must be taken into account when choosing an energy storage system in order to optimise the total cost of ownership and achieve the best technical solution. The differentiating factors to consider with back-up storage technologies include:

- Purchasing costs vs budget.
- Dimensions and weight.
- Expected equipment lifetime and number of charge/discharge cycles.
- Environmental conditions.

- Characteristics of the power supply network (frequency/duration of unavailability etc.).
- Safety to be guaranteed in the technical room.
- Maintenance requirements.

Expert Battery System: protecting your battery investment

Expert Battery System (EBS) technology is a system which manages the battery charger. It responds to the working temperature to preserve battery life and reduce operating costs by:

- charging according to an algorithm which adapts to the environment and the condition of the battery,

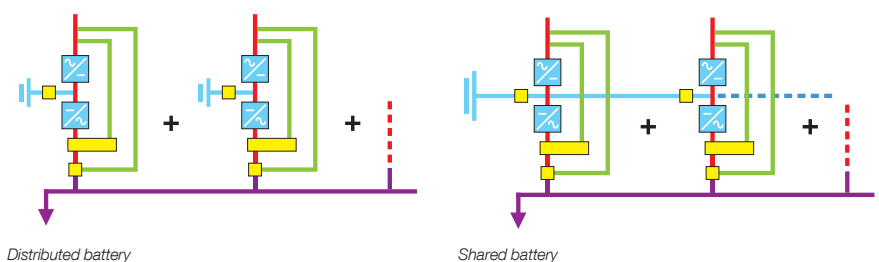
- eliminating overloading effects due to permanent floating voltage, which accelerates the corrosion of the positive plates and causes the separators to dry out,
- isolating the DC battery bus, (independent charger function). Premature ageing, caused by residual ripple from the inverter bridge is eliminated.

Tests carried out by SOCOMEC on several brands of batteries, together with years of experience, show that battery life can be enhanced by up to 30% with the use of EBS compared to a traditional battery management system.

Shared battery: optimisation of battery size for parallel systems

Available with distributed batteries, DELPHYS GP allows you to optimise battery size thanks to shared battery operation. This reduces the overall system footprint, the weight of the required batteries, the battery monitoring system, the amount of wiring needed and amount of lead.

Associated with an appropriate connection design (fuses and coupling switches), this solution also allows you to increase the availability of the battery set and UPS units in case of internal fault.



Different back-up storage for UPS systems

The battery is an electrochemical energy storage system able to generate a difference in potential that can make an electric current circulate in a circuit until the energy is exhausted.

Batteries can be divided into two categories:

- Primary: batteries which, once exhausted, cannot be recharged and returned to their initial state of charge (non-rechargeable batteries)
- Secondary: these batteries, also known as accumulators, can be recharged and returned to their initial state of charge. They are recharged with a battery charger which should have suitable characteristics to charge the specific battery technology.

Battery parameters and definitions

- Capacity (C): the mean current expressed in Ah which the battery supplies in a complete discharge carried out over a precise period of time. For example, C indicates the current supplied by the battery in case of discharge in 1 hour, C/5 the current in case of discharge in 5 hours, C/10 in case of discharge in 10 hours, etc.
- The rated capacity depends on the battery technology: for example, the rated capacity for lead-acid batteries is C/10, while that for NiCd batteries is C/5.
- Energy density: the amount of energy stored per unit of volume or weight expressed in Ah/kg or Wh/kg.
- Depth of Discharge (DoD): the fraction of the capacity (or of energy) taken from the battery during the discharge phase. Expressed as a % of the capacity, it is calculated using the following formula:

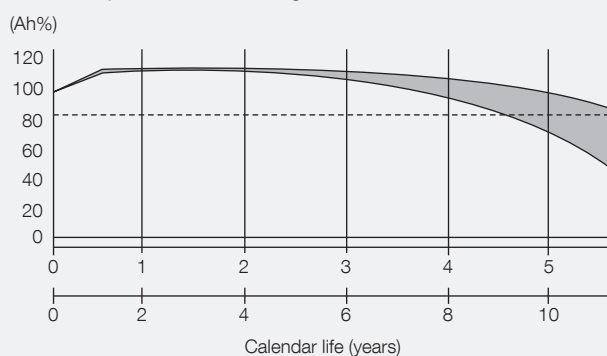
$$\text{DoD} = \frac{\text{Discharged capacity}}{\text{Rated capacity}}$$
- State of Charge (SoC): the fraction of the capacity (or of energy) remaining in a battery. Expressed as a % of the capacity, it is calculated using the following formula:

$$\text{SoC} = \frac{\text{Remaining capacity}}{\text{Rated capacity}} = 1 - \text{DoD}$$
- DoD + SoC = 100%
- Calendar Life: the time after which the battery, regularly charged and kept at a controlled temperature, reduces its initial rated capacity to 80%. Normally, battery manufacturers talk about the "expected life", as this is an estimate obtained from laboratory tests. Battery service life is an important parameter for comparing various battery technologies.
- Cycle Life: the number of charge and discharge cycles at controlled temperature that the battery can withstand before the rated capacity is reduced to 80% of the initial value. The cycle life is very sensitive to temperature

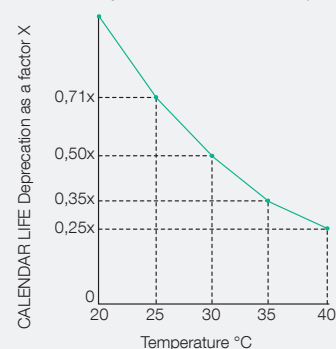
and to the depth of charge, to the extent that it is declared at a specific DoD value.

- Actual life: the battery service life in real conditions of use. This depends on the Calendar life, the Cycle life, the ambient temperature and the type of charge and discharge.
- Self-discharge: the percentage of charge capacity lost by the battery when not used (e.g. during storage in the warehouse). The parameter is linked to the type of battery and also depends highly on temperature (when the temperature increases, the self-discharge percentage increases).
- Internal impedance: this is composed of an inductive, a capacitive and a resistive part. It impedes the passage of current, increasing heat generation in the discharge phase. The most important part of the impedance to be monitored is the resistive part, as it indicates the state of health of the battery and on possible deterioration in progress. The internal resistance is influenced by various factors, the most important of which is temperature. The typical impedance values change according to the battery technology and capacity.

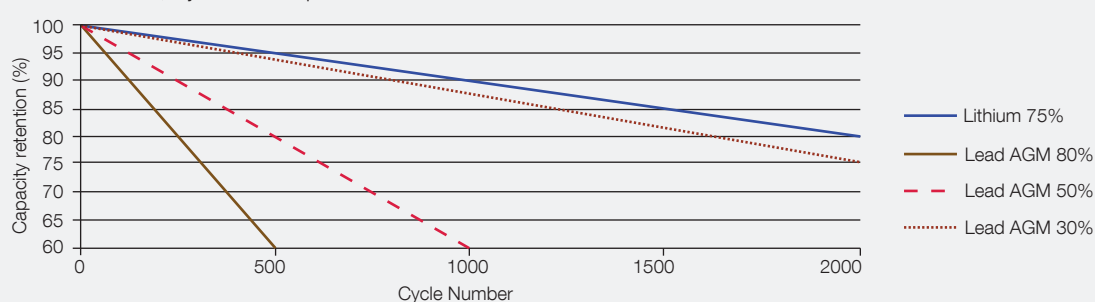
Lead battery calendar life floating at 20 °C



Lead battery calendar life vs. temperature (Eurobat)



Moderate climate, Cycle Life comparison



Lead acid battery (LA)

Lead acid batteries are the most used battery type for stationary applications. Expected life for this kind of batteries is from 3 to 12 years according to Eurobat classification. Cycle life is usually poor even if certain of these batteries have good levels of performance in cycling applications. Lead acid batteries offer a mature and well-researched technology at low cost. There are many types of lead acid batteries available, e.g. vented and sealed housing versions (called valve-regulated lead acid batteries, VRLA, requiring less maintenance). VRLA batteries can be AGM (absorbed glass material, where the electrolyte is absorbed in a fiber glass) or GEL type (where the electrolyte is a gel used in higher temperature environments and in specific applications). One disadvantage of lead acid batteries is usable capacity decrease when high power is discharged. For example, if a battery is discharged in one hour, only about 50% to 70% of the rated capacity is available. Other drawbacks are lower energy density (lead has heavy specific weight) and the use of lead, a hazardous material prohibited or restricted in specific environments and applications. Advantages are a favorable cost/performance ratio, easy recyclability and a simple charging technology.

Nickel cadmium battery (NiCd)

Compared to lead acid batteries, NiCd batteries have a higher power density, a slightly greater energy density and the number of cycles is higher. NiCd batteries are relatively rugged, are the only batteries capable of performing well even at low temperatures in the range from -20 °C to -40 °C, and their life expectancy is still good even at high temperature, so they are used in warm countries and in applications where high temperature is a constraint. Large battery systems using vented NiCd batteries operate on a scale similar to lead acid batteries. NiCd are normally vented so they need be stacked vertically with good ventilation, and they cannot be transported in a charging condition (electrolyte is shipped separately).

Lithium-ion battery (Li-ion)

Li-ion batteries have high gravimetric energy density, meaning that a Li-ion battery solution is lighter and needs less floor space compared to LA or NiCd batteries. For Li-ion batteries the calendar life (over 10 years) and cycle life (thousands of cycles) are very good even at high temperatures. Give that the round-trip efficiency is high and with no oversizing for short back-up time (typical for UPS applications), it can be seen that Li-ion technology has several technical advantages. Most of the metal oxide electrodes are thermally unstable and can decompose at elevated temperatures, releasing oxygen which can lead to a thermal runaway. To minimize this risk, Li-ion batteries connected in series to

obtain a voltage compatible to the UPS range are equipped with a monitoring unit to avoid over-charging and over-discharging. A voltage balance circuit is also installed to monitor the voltage level of each individual cell and prevent voltage deviations among them.

Supercapacitors / Ultracapacitors

There are a number of different technologies that fall under the name 'supercapacitors' or 'ultracapacitors'. The 2 main technologies are:

- Symmetric Electrical Double Layer Capacitors (Symmetric EDLC), where activated carbon is used for both electrodes. The charge mechanism is purely electrostatic: no charge moves across the electrode/electrolyte interface.
- Asymmetric Electrical Double Layer Capacitors (Asymmetric EDLC) where a battery electrode is used for one of the electrodes. The battery electrode has a large capacity in comparison to the carbon electrode, so that its voltage does not change significantly with charge. This allows a higher overall cell voltage.

Supercapacitors deliver quick bursts of energy during peak power demands, then quickly store energy; their extremely low internal resistance enables a very fast discharge and recharge with unbeatable high round-trip efficiency. In addition, they usually do not use hazardous materials, and they have very low self-discharging so use little current when in floating mode (which means less energy consumption for the UPS) and can go for long periods without being recharged.

Lithium-ion capacitors (LIC)

The capacitor is a hybrid between a battery and a capacitor (asymmetric EDLC). The Li-ion capacitor comprises an activated carbon cathode (hence no safety risks due to thermal runaway⁽¹⁾), an anode of Li-doped carbon and electrolyte containing a Li salt, as in a battery. This hybrid construction creates a capacitor which yields the best performance features of batteries and capacitors. The hybrid battery construction offers many advantages. These include high energy density and high voltage, the benefit being when connected in series, up to a 1/3 fewer LIC cells are needed compared to a conventional EDLC capacitor. Another advantage is the very low level of self-discharging: the LIC can hold 95% of its charge for 3 months. As it takes so little current when in floating mode, the UPS requires less energy consumption and the LIC can go for longer periods without being recharged.

LIC technology also has the added benefits of higher safety levels (no risk of thermal runaway), a high power density and quick charging and discharging. It is also more reliable, with high cycling (its estimated life is 1 million charge/discharge cycles) and resistance to a wide

temperature range (-20 °C to 70 °C) that makes it ideal for use in difficult operating environments.

Flywheel

Flywheels store energy in the form of momentum in a spinning mass. An electric motor spins the rotor to a high velocity to charge the flywheel. During discharge, the motor acts as a generator, converting the rotational energy into electricity. The energy stored in a flywheel depends on the mass and on the velocity according to the following equation:

$$E = \frac{1}{2} J \omega^2$$

Where J is the moment of inertia and ω is the angular velocity. Since the energy has quadratic proportion with angular velocity it is very important that the flywheel runs at very high velocity (over 30,000 rpm), for these reasons modern flywheels use magnetic levitation to avoid friction losses and spins under a sealed vacuum. The flywheel does not suffer restrictions due to high temperature (no calendar life reduction), does not have any hydrogen emission during recharging (as in the case of lead-acid batteries), can be recharged in a very short time, has a high-cycling range without reducing its expected life, does not use any use of hazardous materials, and can be installed where space for installation is limited. Flywheels have an output power measured in hundreds of kW and so are ideal for use in high power UPS systems.

Compressed air energy storage (CAES)

In compressed air energy storage, electrical power is used to compress air and store it in a dedicated structure. When power is required, the compressed air is immediately converted to electricity by driving it through a scroll expander, in turn driving an electrical generator. The typical application is for power bridging (to switch mains power to genset power) but not in case of frequent micro interruptions. CAES systems can be parallelized to increase back-up time or to add redundancy. CAES can also be used in harsh environments and their long calendar life is not affected by temperature. When the system is fully charged it does not require any significant energy consumption, increasing the overall efficiency of a traditional battery-based UPS system.

(1) Thermal runaway: a situation under abnormal operating conditions where a battery generates heat at a higher rate than it can dissipate. Thermal runaway can melt the plastic components of the batteries, releasing gas, smoke and acid that can damage adjacent equipment.

Model: SOCOMEC
Production: SOCOMEC
Photography: Martin Bernhart et Studio Objectif
Printing:

Socomec: our innovations supporting your energy performance

1 independent manufacturer

3,900 employees
worldwide

8 % of sales revenue
dedicated to R&D

400 experts
dedicated to service provision

Your power management expert



POWER
SWITCHING



POWER
MONITORING



POWER
CONVERSION



ENERGY
STORAGE



EXPERT
SERVICES

The specialist for critical applications

- Control, command of LV facilities
- Safety of persons and assets
- Measurement of electrical parameters
- Energy management
- Energy quality
- Energy availability
- Energy storage
- Prevention and repairs
- Measurement and analysis
- Optimisation
- Consultancy, commissioning and training

A worldwide presence

12 production sites

- France (x3)
- Italy (x2)
- Tunisia
- India
- China (x2)
- USA (x2)
- Canada

30 subsidiaries and commercial locations

- Algeria • Australia • Austria • Belgium • China
- Canada • Dubai (United Arab Emirates) • France (x2)
- Germany • India • Indonesia • Italy • Ivory Coast
- Netherlands • Poland • Portugal • Romania • Serbia
- Singapore • Slovenia • South Africa • Spain • Sweden
- Switzerland • Thailand • Tunisia • Turkey • UK • USA

80 countries

where our brand is distributed

HEAD OFFICE

SOCOMECC GROUP

SAS SOCOMECC capital 10 582 640 €
R.C.S. Strasbourg B 548 500 149
B.P. 60010 - 1, rue de Westhouse
F-67235 Benfeld Cedex
Tel. +33 3 88 57 41 41 - Fax +33 3 88 57 78 78
info.scp.isd@socomecc.com

YOUR DISTRIBUTOR / PARTNER

www.socomecc.com



100 years
OF SHARED ENERGY

socomecc
Innovative Power Solutions